

2.5.1 Mechanism of Internal assessment is transparent and robust in Terms of frequency and Mode .

As per university guidelines Choice Based Credit System , 70 marks are allocated for End semester Examination and 30 marks for Continuous Internal Evaluation. This Continuous Internal Evaluation is conducted two times in a semester at regular intervals . Best of two CIE Examination are considered as final marks out of 30 marks.

Term work marks 25 or 50 are allocated for subjects, laboratories and tutorials as per University Syllabus structure. For these term work marks students are assessed in each laboratory term. We assess the students for their understanding of experiment and quality of performing the experiment.

For each students, the Term work marks (25 marks) are given under following heads.

1. Quality and Completion of experiment performance/Journal - 8marks.
2. Understanding of Experiment - 5 marks.
3. Attendance (Theory and Practical) - 5 marks.
4. Value Added programme - 5 marks.
- 5 Quiz - 2 marks.





Dr. J.J. Magdum College of Engineering, Jaysingpur

Academic Policies for A.Y. 2022-23

Sr. No.	Activity	Policy
1.	Assessment of Term work	<p>As per the regular practice TERM WORK of 25 marks is distributed as follows:</p> <ol style="list-style-type: none">1. Attendance (T +P) – 05 marks2. Quality & completion of Journal in time – 08 marks3. Understanding of Experiment – 05 marks.4. Here it is expected to ask few questions to the student while the assessment of a particular experiment as part of continuous assessment policy.5. Quiz (online/offline) based on Theory/TW/combined at after completion of TW. – 02 marks6. VAP/NPTEL/Coursera/Certified course & paper publication in the Current Semester- 05 Marks
2.	Load Distribution	<ol style="list-style-type: none">1. Load distribution involves distributing subjects, practical's, seminar, projects etc. It must be done immediately after the term end. This ensures that, staff gets sufficient time to thoroughly prepare the allocated subject and practical's and completes the course file before commencement of the next semester.2. Teaching work distribution should be done as per the syllabus structure given by the University. The entire workload of the semester of a department should not be less than the University prescribed workload of that semester.3. Head of the department should ensure that subject distribution among the departmental staff is fair and according to expertise or trust area of the staff.4. Load Distribution must be approved from respective departmental head's, Dean academics, Principal, Campus Director and a copy should be submitted to Dean academics.
3.	Time Table	<p>After subject distribution to departmental staff, departmental time table coordinator should prepare following time tables,</p> <ol style="list-style-type: none">1. Class time table2. Lab time table3. Individual time table4. Master time table <ul style="list-style-type: none">• The three lectures per week per course of soft skill training should be included in time table. Or A whole day to be kept reserved for soft skill training• The lecture slots or day will be communicated by TPO.• Final approved copy should be submitted to Dean Academics.
4.	Quality Assurance in Academic System	<p>Quality is ensured by conducting academic audit by various means like, feedbacks of different stakeholders such as students, parents, alumni, Industry, advisory board etc. are taken by the concern Heads/Departments. Feedbacks from different stakeholders are considered for quality improvement under the guidance of IOAC cell</p>



Sr. No.	Activity	Policy
8.	Add-on facilities	<p>In order to bridge the gap between Industry and Academics, Add-on courses are to be designed and arranged by the respective departments which will help the students to become industry compatible. It is accomplished by arranging,</p> <ol style="list-style-type: none"> 1. Guest/ Expert lectures 2. NPTEL lectures 3. VAP
9.	Detaining the Defaulter Students	<p>The Student will be declared as non-eligible to keep term after going through three stages.</p> <ol style="list-style-type: none"> 1. In the first stage, at the end of first month of the semester, the cumulative (all subjects & theory + practical) attendance of each student will be assessed. The defaulter list will be displayed. The students having said attendance less than 75% are called by a committee comprising HoD, academic Coordinator & one more senior faculty member from the department and will be warned only. 2. At the end of the second month, again attendance will be assessed. Defaulter list will be displayed. The students having attendance still less than 75% and are common in the earlier (first) month's defaulter list will be asked to call the parents compulsorily within one week from the display of defaulter list. 3. At the end of the semester, finally the attendance will be assessed. Defaulter list will be displayed. The students having attendance still less than 75% and are still common in the earlier (Second) month's defaulter list will be declared as defaulter.
		<p>Interdepartmental audit is conducted in every semester by Academic Monitoring Committee (AMC) for quality assurance. Course file, Academic Diaries, C.O. – P.O. attainment, CIE result analysis of current semester & ESE result analysis of previous semester are assessed during the audit.</p>
10.	Academic Audit	<p>Academic summary report showing status of completion of course conduction, is to be prepared at the end of semester by respective Departmental Academic Coordinator.</p>
11.	ERP	<p>Following activities are to be done by using ERP.</p> <ol style="list-style-type: none"> a) Faculty Profile b) Students Attendance c) OBE d) Students Feedback e) Online Quiz f) Result analysis g) All academic activities





Dr. J. J. Magdum Trusts

Dr. J. J. Magdum College of Engineering, Jaysingpur.

Department of Information Technology Engineering

Continuous Internal Evaluation - II

Class: BTech

Year: 2022-23 Sem: II

Subject: Software Testing

Date: 12/05/2023

Time: 02.15 pm to 03.15 pm

Max Marks: 30

Q. No.	Question	CO
1	Solve following MCQs (1 Mark Each)	CO
1	Software tester should be involved very early during development phase of a project. a. True b. False	C01
2	Which of below is not types of product metrics are _____ a. process b. project c. progress d. productivity	C01
3	Size and Complexity are a part of a. Product Metrics b. Process Metrics c. Project Metrics d. None of the above	C01, C02
4	The test levels are performed in which of the following order? a. Unit, Integration, System, Acceptance b. It is based on the nature of the project c. Unit, Integration, Acceptance, System d. Unit, System, Integration, Acceptance	C01 C02
5	Boundary value analysis is a test design technique that complements a. Condition testing b. Graph-based testing c. Equivalence partitioning d. loop testing	C03
6	In order to write black box test cases we need the _____ a. requirement document b. design c. project plan d. All of above	C03
2.	Attempt any 3 (8 Marks Each)	
A.	Explain the test case design strategies using the Black box approach to Test Case Design - Boundary value analysis	C01,2
B.	Explain the test case design strategies using the White lack box approach to Test Case Design - Coverage and control flow graphs	C02,
C.	What are the skills needed for automation?	C03
D.	Explain different types of Metrics. Explain any 1 in details	C03, C04



Dr.J.J.MagdumTrusts

Dr. J. J. Magdum College of Engineering, Jaysingpur.

Department of Information Technology

Continuous Internal Evaluation - II

Year: 2022-23 Sem: II

Class: BTech

Subject: Software Testing

Max Marks: 30

Answer Key

Q. 1	SOLVE MCQS. (1 MARKS EACH)	Total												
	<table border="1"><tr><td>1</td><td>a</td></tr><tr><td>2</td><td>a</td></tr><tr><td>3</td><td>a</td></tr><tr><td>4</td><td>b</td></tr><tr><td>5</td><td>c</td></tr><tr><td>6</td><td>d</td></tr></table>	1	a	2	a	3	a	4	b	5	c	6	d	6
1	a													
2	a													
3	a													
4	b													
5	c													
6	d													
Q. 2	1) Diagram-1M Boundary value analysis explanation-7M	8												
	2) Diagram-1M Coverage and control flow graphs explanation-7M	8												
	3) Explanation -8M	8												
	4) List of Metrics -1M Explanation -7M	8												



Dr. J. J. Magdum		Engineering, Jaysingpur	
Information		Department	
Contin		(CIE) - 2	
Class & Div. BTech	Roll No. - 21	Date 12/05/23	
Subject Software Testing.			
Q. No. Number	a	b	c
Marks Obt.	4	7	6
			5
			—
			8
			Total
			22
			30

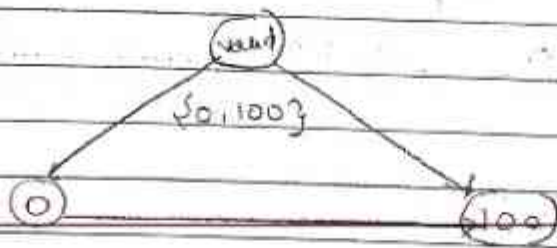
Sem - II

- Q1
- i) a) True
 - ii) c) progress
 - iii) a) Product metrics
 - iv) a) unit, integration, system, Acceptance
 - v) c) Equivalence partitioning
 - vi) d) All of above.



i) Test case design strategy using black box approach to test design-
boundary value analysis:

- ① boundary value analysis is the black box testing approach.
- ② In this software tester can test the product is valid or invalid performance.
- ③ In the valid form of approach the condition will be checked at the boundary.
- ④ If two boolean design case studies are studied then the strategy will be true or false.
- ⑤ If the given range of the test case is valid then it must will be in proper case.



- ⑥ Above fig shows the range between the 0 and 100 will be the valid values for analysis.
- ⑦ The given input gives to the machine & then machine will show the reason for the boundaries.
- ⑧ Boundary value analysis is test design technique that compliments to equivalence partitioning



9) It gives.

- i) lowest value
- ii) one above lowest value
- iii) Nominal
- iv) one below Highest value
- v) Highest value.

10) For e.g.

consider, the student age between 18 to 57 is valid age

- a) lowest value = 18
- b) one above lowest value = $18 + 1 = 19$
- c) Nominal = 57
- d) one below highest value = $57 - 1 = 56$
- e) Highest value = 57.

Invalid	Valid	Invalid
17	18, 19, 56, 57	58

11) In Black box approach this boundary value analysis, the boundaries value will be checked the values are valid or invalid.



Q2

ii) Test case design strategies using white box approach to test case design

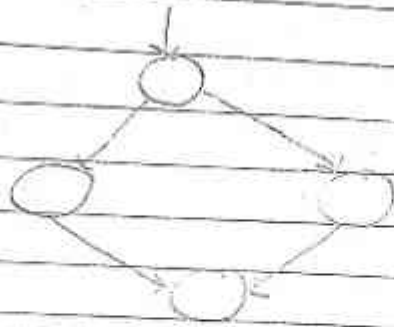
coverage & control flow graph:

- ① In the coverage & control flow graph, the graph of the test design will be checked.
- ② The graph indicates the which loop testing will be executed according to the strategies.
- ③ This coverage & flow graph are also called the loop testing.
- ④ This loop will give the direction of Yes/No conditions while executing.
- ⑤ There are 4 loop statements as follows.
 - 1) IF-else
 - 2) while
 - 3) do-while
 - 4) For
- ⑥ If the any of the loop will executed in the if-else loop states that the IF the condition of if will executed or the else condition will be executed.
- ⑦ If the do-while condition gets then the do condition is states when the while loop wants to execute the graph.

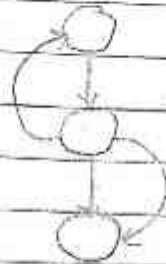




i) IF-else



ii) While



iii) do-while



iv) For



Advantages of coverage & control flow graph -

1) Equivalence to the partitioning of each & every graph.

2) Easily located.



iii) Automation testing:

Automation testing is type of software testing in which the tools or products can be checked in quality, assurance of the product in the manner

Skills needed for automation are as follows:

- 1) Must knowledge of programming languages.
- 2) Good communication skills.
- 3) Good knowledge of tool script.
- 4) Knowledge for representation
- 5) Prior knowledge of input/output cases
- 6) Efficiency in work.

1) Must knowledge of programming languages:

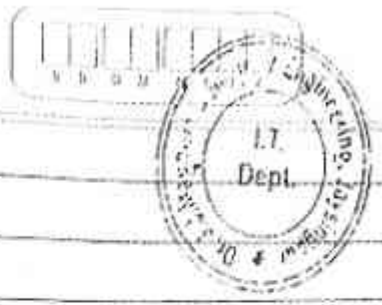
Automation tester have the knowledge of all programming languages that the tester must have the capacity to analyzing their performance in customizing the process tools. If the automation tester have the knowledge then it will be analyzed upcoming performance.

2) Good communication skills:

If the tester have good communication skills the easily data can be communicate or deal with further perquisite.

communication skill increases the performance & to represent their strategy to the languages.





3) good knowledge of tool script:

IF the tester have the good knowledge of tool script then the code of the given testing tool will be analysis will be found.

IF the given tool script will gives the best test case design then the each & every line of code will be tested.

4) knowledge for representation:

IF whole program will ready & then the knowledge of every code will be executed & then the execution for representation and best representation will satisfies the skills.

5) prior knowledge of input/output cases:

IF the tester have prior knowledge of input & output story of the given conditions they must have the valid & invalid form of data & then cases will be studied.





Dr. J.J. Magdum College of Engineering, Jaysingpur.

Information Technology Department

Continuous Internal Evaluation (CIE) No.: 02

MARK SHEET

Class: BTech (IT)

Sem.: II

Year: 2022-23


Subject: Software Testing

Date of Exam: 12/05/2023

Roll No.	Q. 1 Marks	Q. 2 Marks				Total Marks (Out of 20)
	6	A	B	C	D	
	CO1-CO3	CO2	CO2	CO5	CO3	
01	2	-	-	4	-	06
02	2	-	-	4	-	06
03	2	-	-	3	3	08
04	2	-	2	3	2	08
05	4	-	2	7	3	16
06	2	-	5	7	6	20
07	2	-	3	7	5	17
08	2	-	3	7	5	17
09	2	4	4	-	2	12
10	2	7	6	-	3	18
11	2	4	1	-	5	12
12	-	-	-	-	-	AB
13	2	-	6	2	4	14
14	2	4	-	7	-	13
15	2	-	6	-	-	08
16	2	3	-	7	-	12
17	3	4	-	7	-	14
18	4	6	-	7	3	20
19	4	6	-	5	1	16
20	4	5	-	-	7	16
21	4	7	6	5	-	22
22	4	5	6	6	-	21
23	4	3	7	-	1	15
24	4	-	7	7	3	21
25	4	5	6	6	-	21
26	-	-	-	-	-	AB
27	-	-	-	-	-	AB
28	-	-	-	-	-	AB
29	2	6	6	-	3	17
30	-	-	-	-	-	AB
31	2	7	-	7	-	16
32	2	7	-	6	-	15
33	-	-	-	-	-	AB
34	3	7	-	7	3	20
35	3	7	-	7	3	20
36	1	7	7	6	-	22
37	1	7	4	4	2	22



38	-	-	-	-	-	AB
39	2	4	5	-	3	14
40	1	5	-	7	-	13
41	2	6	-	7	-	15
42	3	-	3	4	-	10
43	3	-	5	2	3	13
44	3	-	-	1	0	04
45	4	-	5	5	5	19
46	3	-	-	-	-	03
47	3	1	-	-	-	04
48	3	-	-	-	-	03
49	1	-	-	-	-	01
50	-	-	-	-	-	AB
51	0	2	2	2	-	06
52	0	-	-	-	-	00
53	3	-	-	-	-	03
54	2	5	-	3	-	10
55	1	4	4	-	3	12
56	-	-	-	-	-	00
57	2	7	2	8	-	19
58	4	1	-	2	-	07
59	4	4	-	4	4	16
60	-	-	-	-	-	AB
61	-	-	-	-	-	AB
62	2	-	-	-	-	02
63	2	-	-	-	-	02
64	1	-	-	-	-	01
65	2	-	-	-	-	02
66	1	-	-	-	-	01
67	3	1	-	-	-	04
68	3	-	-	-	-	03
69	3	-	-	-	-	03

Name of Faculty: Prof. A. G. Chendke Signature of Faculty: 

Total Students Appeared:59 Total Students Passed:34 Total Students Failed:25

Passing Percentage: 59.62% Failure Percentage:42.38%





Dr. J.J. Magdum Trust's (No. E/902)
Dr. J.J. Magdum College of Engineering, Jaysingpur
Department of Information Technology

Document

CIE-II Result Analysis



Scanned with OKEN Scanner

Class: SY II

Continuous Internal Evaluation-II (CIE-II) - Result Analysis (Year- 2022-23 SEM-II)

Date: 20/05/2023

Sr. No	Subject Name	Total Strength	No. of Appeared Student	No. of Pass Student	Overall Passing %	No. of Fail Student	Name of Faculty	Action Taken
1	Computer Network	71	68	61	90%	07	Prof. P. R. Desai	Remedial classes will be arranged for failed students
2	Computer Organization and Architecture	71	66	62	92.17%	04	Prof. S. J. Chougule	Remedial classes will be arranged for failed students
3	Data Structures	71	68	62	91.17%	06	Prof. R. A. Bharathiya	Remedial classes will be arranged for failed students
4	Theory of computation	71	68	55	80.88%	13	Prof. A. S. Patil	Remedial classes will be arranged for failed students
5	Software Engineering	71	68	62	91.17%	06	Prof. P. A. Tamgave	Remedial classes will be arranged for failed students

Prof. P. A. Tamgave
Exam Co-ordinator

Prof. J. J. Patil
Academic Co-ordinator

Prof. R. A. Bharathiya
H.O.D.





Dr. J.J. Magdum College of Engineering, Jaysingpur
Department of Information Technology

CIE-II Result Analysis

Class: TY IT

Continuous Internal Evaluation-II (CIE-II) - Result Analysis (Year- 2022-23 SEM-II)

Date: 20/05/2023



Sr. No	Subject Name	Total Strength	No. of Appeared Student	No. of Pass Student	Overall Passing %	No. of Fail Student	Name of Faculty	Action Taken
1	Computer Graphics	77	71	70	98.59%	01	Prof. A. G. Chendke	Remedial classes will be arranged for failed students
2	Information Security	77	71	70	98.61%	01	Prof. P. A. Tangave	Remedial classes will be arranged for failed students
3	Internet Technology	77	72	71	98.61%	01	Prof. I. T. Patil	Remedial classes will be arranged for failed student
4	Open Elective: Cyber Security	77	71	70	98.59%	01	Prof. A. S. Patil	Remedial classes will be arranged for failed students
5	Operating System-II	77	67	58	80.55	09	Prof. S. B. Holkar	Remedial classes will be arranged for failed students

Prof. P. A. Tangave
Exam Co-ordinator

Prof. S. T. Patil
Academic Co-ordinator



Prof. R. A. Bharatiya
H.O.D.



Dr. J.J. Magdum Trust's (No. E/902)

Dr. J.J. Magdum College of Engineering, Jaysingpur

Department of Information Technology

Document

CIE-II Result Analysis

Date: 20/05/2023



Class: BTech IT

Continuous Internal Evaluation-II (CIE-II) - Result Analysis (Year- 2022-23 SEM-II)

Sr. No	Subject Name	Total Strength	No. of Appeared Student	No. of Pass Student	Overall Passing %	No. of Fail Student	Name of Faculty	Action Taken
1	Machine Learning	69	62	53	86%	09	Prof. P. R. Desai	Remedial classes will be arranged for failed students
2	Cloud Computing	69	63	35	55.55%	28	Prof. J.T. Patil Prof. P. R. Patil	Remedial classes will be arranged for failed students
3	Ele-II- Business Intelligence	69	67	63	94.01%	04	Prof. S. B. Holkar	Remedial classes will be arranged for failed students
4	Ele-III-Software Testing	69	59	34	59.62%	25	Prof. A.G. Chandke	Remedial classes will be arranged for failed students

Prof. P. A. Tangave

Prof. J. T. Patil
Academic Co-ordinator



Prof. R. A. Bharatiya
HOD



Dr. J. J. Magdum Trusts,

Dr. J. J. Magdum College of Engineering, Jaysingpur.

Department of Information Technology

Continuous Internal Evaluation - I

Class: SY

Year: 2022-23

Sem: II

Subject: Software Engineering

Date: 10/03/2023

Time: 12.30 to 1.30 PM

Max Marks: 30

Q1.	Solve following MCQs (1 Mark Each)	CO
i.	Software is defined as _____ a) set of programs, documentation & configuration of data b) set of programs c) documentation and configuration of data d) None of the mentioned	1
ii.	Who is the father of Software Engineering? a) Margaret Hamilton b) Watts S. Humphrey c) Alan Turing d) Boris Beizer	1
iii.	Which of the following document contains the user system requirements? a) SRD b) DDD c) SDD d) SRS	1
iv.	What is the first step in the software development lifecycle? a) System Design b) Coding c) System Testing d) Preliminary Investigation and Analysis	2
v.	What does SDLC stands for? a) System Design Life Cycle b) Software Design Life Cycle c) Software Development Life Cycle d) System Development Life cycle	2
vi.	_____ is a software development life cycle model that is chosen if the development team has less experience on similar projects. a) Iterative Enhancement Model b) RAD c) Spiral d) Waterfall	2
Q2	Attempt any 3 (8 Marks Each)	
i.	What is Software Engineering? Why it is necessary and Explain Cost, Schedule and Quality.	1
ii.	Explain different components of software process	2
iii.	Enlist SDLC Models and explain any Two	2
iv.	What is Water fall Model? What is difference between verification and validation	2





Dr. J. J. Magdum Trusts,
Dr. J. J. Magdum College of Engineering, Jaysingpur.
Department of Information Technology
Continuous Internal Evaluation- I

Year: 2022-23 Sem: II

Class: SY

Subject: Software Engineering Max Marks: 30

Answer Key

Q. 1	SOLVE MCQS. (1 MARKS EACH)	Total												
	<table border="1"><tr><td>1</td><td>C</td></tr><tr><td>2</td><td>b</td></tr><tr><td>3</td><td>d</td></tr><tr><td>4</td><td>d</td></tr><tr><td>5</td><td>c</td></tr><tr><td>6</td><td>c</td></tr></table>	1	C	2	b	3	d	4	d	5	c	6	c	6
1	C													
2	b													
3	d													
4	d													
5	c													
6	c													
Q. 2	1) Explanation of Software Engineering - 2M Explain Cost, Schedule and Quality each of 2M	8												
	2) components of software process-8M	8												
	3) Enlist SDLC Models-2M explain any Two-6M	8												
	4) Explain Water fall Model-3M What is difference between verification and validation-5M	8												



Institution		Jaysingpur	
Institute		Jaysingpur	
Course		CIE	
Class & Div.	5Y	Roll No-14	Date 10-3-23
Subject Software engineering			
Que. Number	1	1	8
1	8	9	Total
Marks Obt.	6	7	29
Sign of Supervisor		Supervisor	

1. a) set of programs, documentation and configuration of data.
2. b) Watts S. Humphrey.
3. d) SRS.
4. d) Preliminary Investigation & Analysis.
5. c) software development life cycle.
6. c) spiral.

6



7)

1) Software engineering -

- Software engineering is the process of designing, creating, testing and maintaining the software.
- Software engineering involves the systematic approach to the development of software using engineering principles and methods to ensure the software is reliable, effective and easy to maintain.

• Necessary →

- Software engineering is necessary because software has become an essential part of daily lives.
- Software engineering is used to almost all aspects of modern life, from communication to transportation, from health care to the finance.

Software has an important role to develop in systematic and disciplined way.

There are 3 main key factors that carry the software.

1) cost

2) schedule

3) quality.

1) cost :-

The cost of development of software includes not only direct cost of development but also indirect cost of maintenance, support and training.

2) schedule -

The schedule of software development process includes establishing the time



required for the phase of the development and controlling/coordinating the activities of the development complete in correct time.

2) quality :-

- The ability of software development includes usability, reliability, maintainability and performance.
- The managing qualities involves the defining & measuring the quality criteria, testing and checking the quality defect and continuously identifying the software through feedback and analysis.

3. #

list of SDLC models.

- 1) Waterfall model
- 2) Iterative model
- 3) spiral model
- 4) V model
- 5) Increment model
- 6) Agile model
- 7) RAD model.
- 8) Big Ban model.

1) water-fall model :->

- The classical waterFall model is the simplest model for the development of software paradigm.
- It says that all phases of SDLC will function one after another in linear manner that. ie.
- The First stage is finished then only in goes to the next step and so on



Requirement gathering



System analysis



Designing



code testing



coding



testing



Implementation



operations & maintenance

Fig waterfall model

- In waterfall model, it involves the everything is carried out perfectly and taken place to perfectly in the next previous step.

There are no needs to think about the past issues that may arise in the next step.

- The model does not work smoothly, there is some issue left in the previous steps. The sequential nature of development is go back & undo or redo our operation

2) Iterative model

- This model leads to process of software development in iteration.



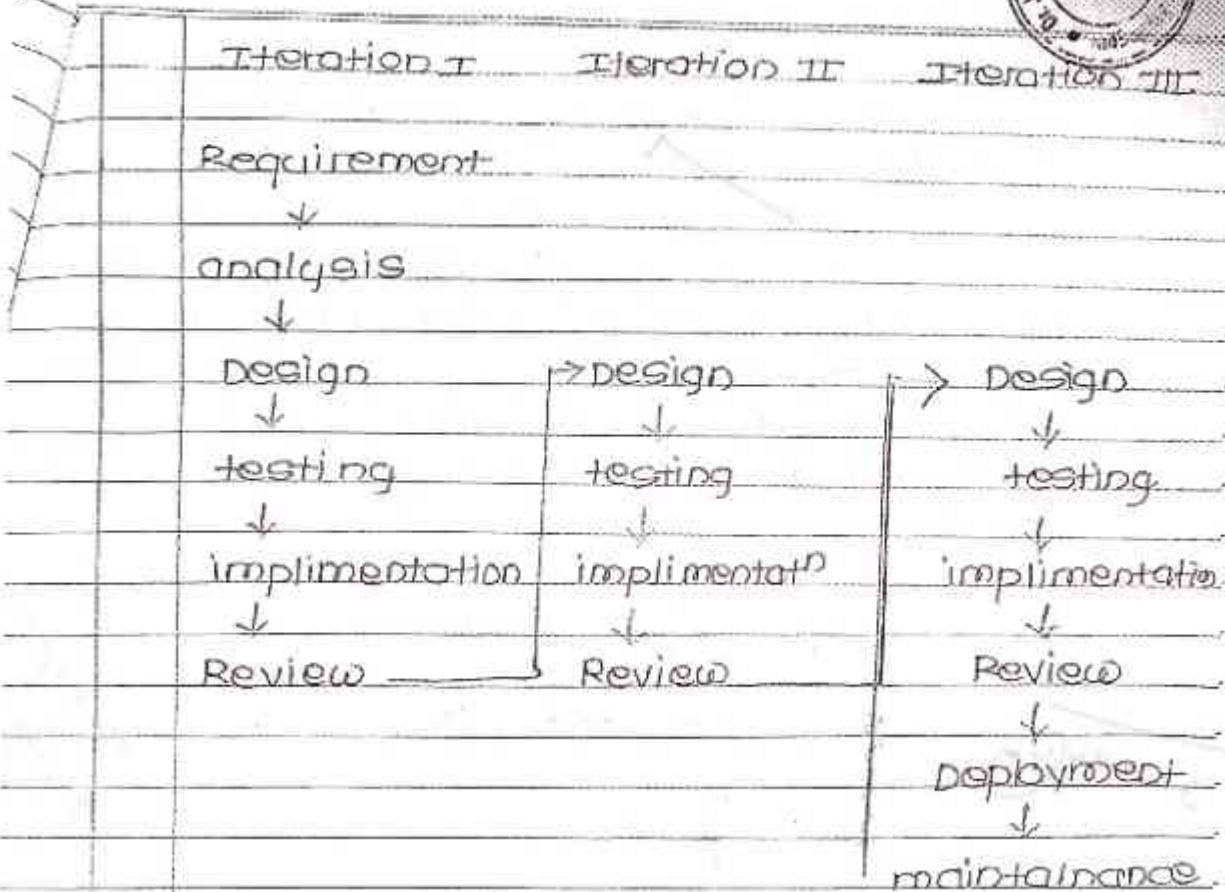


Fig. Iterative model

- This model projects that the process of software development is in cyclic manner repeating every stage after the every cycle of the SDLC process.
 - The software is ^{1st} developed by every small scale and all step are taken in to the consideration. more features and modulus are designed, tested coded & added in to the software.
 - Every cycle produce a software with complete in itself and has more capabilities & features for the previous stage.
 - The management team do some work for risk management and prepare for next iteration.
- this is the iterative model.



4. Waterfall model-

- The classical waterfall model is the simplest model for the development of software paradigm.
- It says that all phases of SDLC will function one after another in linear manner.
- that means if the first stage is finished then only it goes to the second step & so on.

Requirement gathering



System analysis



Designing



Coding



Testing



Implementation



Operation & maintenance.


Fig. Waterfall model



In this model, everything is carried out & taken place for previous step.

There are no needs to think about past issues that may arise in the next stages.

The model does not work smoothly. There are some issues left in the previous step. The sequential nature of development of software is go back & undo or redo our operations.



Difference \Rightarrow

Verification

Validation

1 Verification means
Are we
building the software
right?

validation means
Are we building the
right software?

2 verification is
the static testing.

validation is the
dynamic testing.

3 It involves the
the document
checking, design,
code & program.

It involves the
testing and
validating the actual
product

4 It does not include
execution of code.

It includes the
execution of code

5 It comes before
validation

It comes after
verification

6 The goal is application
software architecture
and specification

It goals is the
actual product

7 Method involving
in verification are
review
desk checking
walkthrough
inspection

Method involving in
validation are
1) Black box checking
2) white box checking
3) Non-functional checking

8 It can find the
bugs only the

It can find only the
bugs that is



early stage of development.

Found by the verification process.

9. Quality assurance
SQ team does
verification.

validation is executed
the code with the
help of testing team.

10. It checks the
software conforms
to specification or
not.

It checks the
software meets
to the requirements
of the customer
or not.





Dr. J.J. Magdum College of Engineering, Jaysingpur.

Information Technology Department

Continuous Internal Evaluation (CIE) No.: 01

MARK SHEET

Class: BTech(IT)

Sem.: II

Year: 2022-23


Subject: Software Testing

Date of Exam: 10/03/2023

Roll No.	Q. 1 Marks	Q. 2 Marks				Total Marks (Out of 20)
	6	A	B	C	D	
	CO1-CO2	CO	CO	CO	CO	
01	5	-	7	4	5	21
02	5	7	-	3	5	20
03	4	-	-	-	-	04
04	4	-	-	-	-	04
05	6	8	7	7	-	28
06	6	7	-	8	6	27
07	6	7	8	8	-	29
08	6	7	2	6	-	21
09	5	7	8	4	-	24
10	6	6	8	6	-	26
11	5	8	5	4	-	22
12	-	-	-	-	-	AB
13	5	-	5	3	4	17
14	6	5	7	6	-	23
15	6	6	8	-	5	26
16	5	6	7	8	-	26
17	6	7	7	-	7	27
18	5	1	6	4	-	16
19	5	-	7	6	-	18
20	6	-	8	8	1	22
21	6	8	-	8	7	29
22	6	7	7	5	-	25
23	6	5	6	5	-	22
24	6	6	7	8	-	27
25	-	-	-	-	-	AB
26	6	8	8	7	-	29
27	6	-	4	5	-	15
28	6	8	7	5	-	26
29	5	6	7	-	6	24
30	5	7	5	5	-	22
31	5	7	8	-	6	26
32	5	8	7	4	-	24
33	6	8	7	4	-	25
34	6	7	7	8	-	28
35	6	7	7	8	-	28
36	5	7	7	8	6	26
37	6	3	5	8	-	22



38	6	6	7	7	-	26
39	6	7	7	6	-	26
40	6	8	-	8	-	22
41	6	6	7	4	-	23
42	6	8	7	5	-	26
43	6	7	-	8	6	27
44	6	7	-	2	8	23
45	6	8	-	7	8	29
46	6	7	7	8	-	28
47	6	-	6	3	-	15
48	6	7	6	8	-	27
49	6	5	5	7	-	23
50	6	5	5	8	-	22
51	6	5	7	4	-	22
52	6	-	-	8	7	21
53	6	-	6	8	5	24
54	6	8	7	8	-	29
55	6	7	7	7	-	27
56	6	8	8	-	7	29
57	6	8	8	7	-	29
58	-	-	-	-	-	AB
59	6	8	8	7	-	29
60	6	7	7	8	-	28
61	6	-	6	-	-	12
62	6	7	2	5	-	20
63	6	8	7	6	-	27
64	6	8	7	7	-	28
65	6	7	6	7	-	25
66	6	7	6	6	-	25
67	6	8	7	7	-	28
68	6	6	6	7	-	25
69	6	-	-	8	4	18

Name of Faculty: Prof. A. G. Chendke Signature of Faculty: 

Total Students Appeared:66 Total Students Passed:64 Total Students Failed:02

Passing Percentage: 96.96% Failure Percentage:3.04%



Class: BE IT

Continuous Internal Evaluation-I (CIE-I) - Result Analysis (Year- 2022-23 SEM-II)

Date: 23/03/2023

Sr. No	Subject Name	Total Strength	No. of Appeared Student	No. of Pass Student	Overall Passing %	No. of Fail Student	Name of Faculty	Action Taken
1	Machine Learning	69	66	62	93.93%	04	Prof. P. R. Desai	Remedial classes will be arranged for failed students
2	Cloud Computing	69				----	Prof. J.T. Paul Prof. P. R. Patil	----
3	EIe-II- Business Intelligence	69	67	63	94.01%	04	Prof. S. B. Holkar	Remedial classes will be arranged for failed students
4	EIe-III-Software Testing	69	66	64	96.96	02	Prof. A. G. Chondke	Remedial classes will be arranged for failed students

Prof. P. A. Tamgave
Exam Co-ordinator

Prof. J. T. Patil
Academic Co-ordinator



Prof. R. A. Bharatiya
H.O.D.



Dr. J.J. Magdum College of Engineering, Jaysingpur
Department of Information Technology

Document

CIE-I Result Analysis

Date: 23/03/2023

Class: TY II

Continuous Internal Evaluation-I (CIE-I) - Result Analysis (Year- 2022-23 SEM-II)

Sr. No	Subject Name	Total Strength	No. of Appeared Student	No. of Pass Student	Overall Passing %	No. of Fail Student	Name of Faculty	Action Taken
1	Computer Graphics	77	73	71	97.26	02	Prof. A.G. Chendke	Remedial classes will be arranged for failed students
2	Information Security	77	73	71	97.26	02	Prof. P. A. Tamgave	Remedial classes will be arranged for failed students
3	Internet Technology	77					Prof. J. T. Pathi	
4	Open Elective: Cyber Security	77	74	73	98.64%	01	Dr. S. S. Solavure	Remedial classes will be arranged for failed students
5	Operating System-II	77	73	73	100%	00	Prof. S. B. Holkar	-----

Prof. P. A. Tamgave
Exam Co-ordinator

Prof. J. T. Pathi
Academic Co-ordinator

Prof. R. A. Bharadwaj
H.O.D.





Dr. Jayshree Magdum College of Engineering, Jaysingpur
Department of Information Technology

CIE-I Result Analysis

Class: SY IT

Continuous Internal Evaluation-I (CIE-I) - Result Analysis (Year- 2022-23 SEM-II)

Date: 23/03/2023

Sr. No	Subject Name	Total Strength	No. of Appeared Student	No. of Pass Student	Overall Passing %	No. of Fail Student	Name of Faculty	Action Taken
1	Computer Network	71	67	56	84%	11	Prof. P. R. Desai	Remedial classes will be arranged for failed students
2	Computer Organization and Architecture	71	69	68	98.55	01	Prof. S. J. Chougale	Remedial classes will be arranged for failed students
3	Data Structures	71					Prof. R. A. Bharatiya	
4	Theory of computation	71	67	51	76.11%	11	Prof. S. S. Solapure	Remedial classes will be arranged for failed students
5	Software Engineering	71	67	65	97.01%	02	Prof. P. A. Tamgave	Remedial classes will be arranged for failed students

Prof. P. A. Tamgave
Exam Co-ordinator

Prof. J. T. Patil
Academic Co-ordinator



Prof. R. A. Bharatiya
H.O.D.





Dr. J. J. Magdum College of Engineering, Jaysingpur.

Department of Information Technology Engineering

Continuous Internal Evaluation - II

Class: SY

Year: 2022-23 Sem: I

Subject: DSM

Date: 16/12/2022

Time: 12.00 pm to 1.00 pm

Max Marks: 30

I	Solve following MCQs (1 Mark Each)	CO
1	The main purpose of Accumulator register of 8085 is _____ a. temporary data storage b. section of peripheral c. used as primary pointer d. permanent data storage	3
2	Which is the type of microcomputer memory: a. Processor memory b. Primary memory c. Secondary memory d. All of these	3
3	8085 is a _____ bit Microprocessor. a. 8 b. 16 c. 32 d. 64	3
4	The output of the sequential circuit depends upon _____ a. Present input b. Past Input c. Present input and present state d. None of the above	2
5	What is the standard form of S-R flip flop? a. Set Reset b. Simple-Reset c. Single-Reset d. None of the above	2
6	The highest priority interrupt in 8085 is: a. TRAP b. RST6.5 c. INTR d. RST7.5	3
2.	Attempt any 3 (8 Marks Each)	
	1. Explain the half adder and Full adder in details.	2
	2. Minimize the function using K-Map $F = \sum m(1,5,6,12,13,14) + d(2,4)$	2
	3. With block diagram explain 8085 Microprocessor.	3
	4. Explain the different Instruction set in 8085.	4





Dr. J.J. Magdum Trusts

Dr. J. J. Magdum College of Engineering, Jaysingpur.

Department of Information Technology

Continuous Internal Evaluation - II

Year: 2022-23 Sem: I

Class: SY

Subject: Digital System And Microprocessor

Max Marks: 30

Answer Key

Q. 1	SOLVE MCQS. (1 MARKS EACH)	Total												
	<table border="1"><tr><td>1</td><td>a</td></tr><tr><td>2</td><td>d</td></tr><tr><td>3</td><td>a</td></tr><tr><td>4</td><td>c</td></tr><tr><td>5</td><td>a</td></tr><tr><td>6</td><td>a</td></tr></table>	1	a	2	d	3	a	4	c	5	a	6	a	6
1	a													
2	d													
3	a													
4	c													
5	a													
6	a													
Q. 2	1) Half Adder-4M Full Adder-4M	8												
	2) K-map with mapping-7M Final Equation-1M	8												
	3) Block diagram -2M Explanation -6M	8												
	4) List of Instruction -1M Explanation of each Instruction set-7M	8												



Dr. J. J. Magdum College of Engineering, Jaysingpur	
Information Technology Department	
Course: Information Communication (CIE)	
Class & L: B.E. IT	Date: 14/10/22
Subject: Mobile computing	
Que. No.:	1 2 3 4
Marks Ob.:	5 7 8 8
Total	
28	
30	
Sign: Supervisor	Sign: Examiner

MCQ.

- 1] sending data from one location to another without the use of physical medium
- 2] All of the mentioned.
- 3] limited coverage area
- 4] propagation mechanism
- 5] large
- 6] channel coding



(ST)

1) Radio communication -
 Application - personal communication
 Radio provide ease of communication
 between device having same frequency

- Radio Broadcast -
 It include radiostation talk show & news
 it plays - on important role in the line
 of commⁿ rescue enforcement of the law.

- Emergency system -
 Radio communication plays an important role
 in line communication rescue enforcement
 of law & search.

2) cellular / mobile communication -
 Application - integration with telephones &
 system - The mobile N/W enables the mobile
 to connect with the cloud - tele-phone - system

- voice communication -
 one can do voice call using the cellular N/W
 this application has increased its popularity.

- phone internet -
 It provides the access to the internet without
 being connected to wi-fi or wired network.

3) wi-fi communication -
 Application
 internet - wifi provides - high-speed internet
 to user the speed depend on the quality of
 code cable



• video conference -

It make video conference less expensive than cellular data with excellent quality.

4) Bluetooth -

Application -

The connection between device -

It permits connection between mobile & headphone, laptop.

• Ad Hoc Network -

An Ad Hoc is one of the imp. application of bluetooth. It allowed in an instant connection with another bluetooth device.

• PDA -

Bluetooth provide a personal digital assistant

5) Mobile & wireless devices -

1) sensor

2) Embedded controller

3) PDA

4) personal digital Assistant

5) packet computer

6) Notebook / laptop.

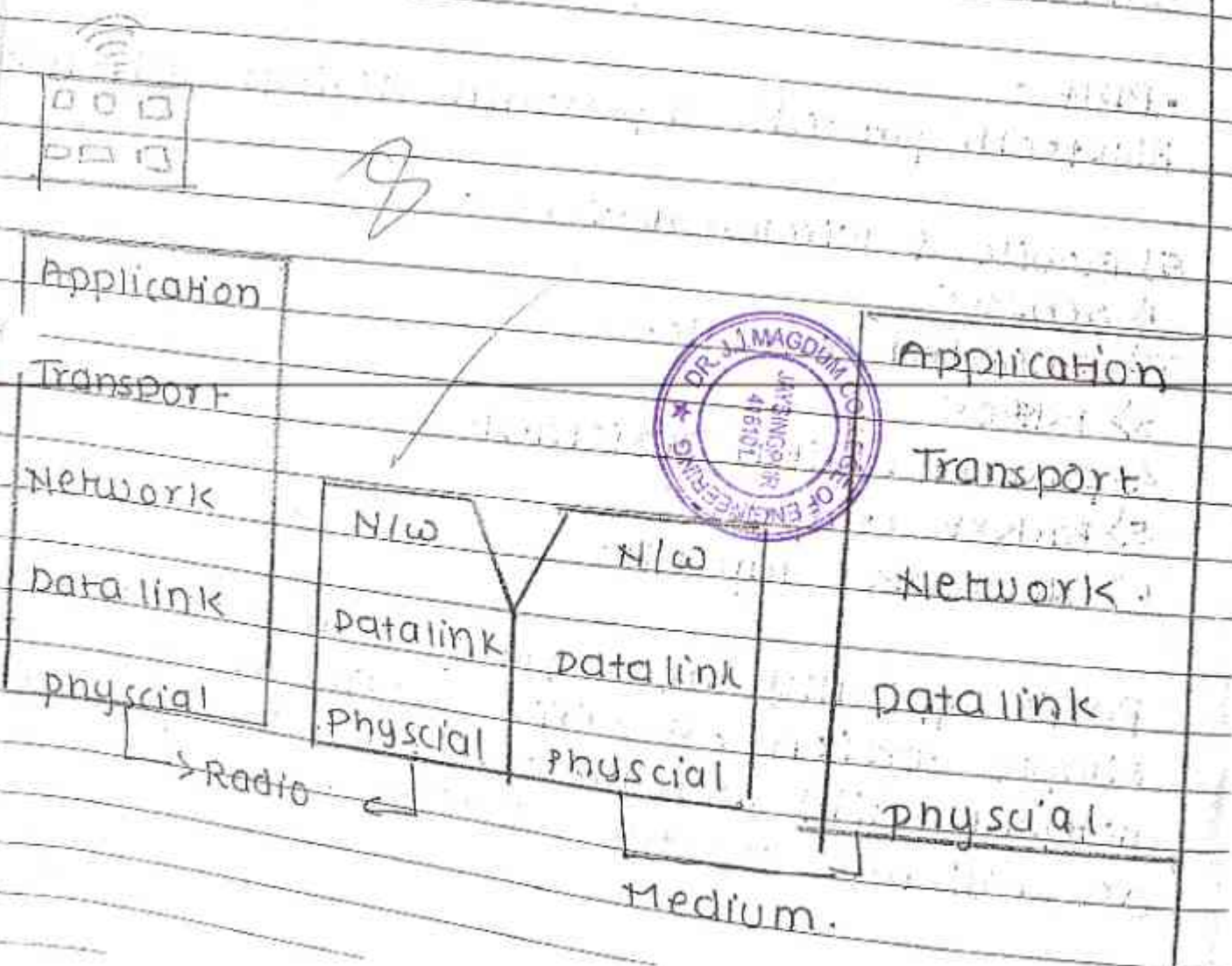
PDA's typically accompany a user or offer simple version of office software (e.g. notepad, mail, web browser & other packages) are available in this device.



B) The reference model is the basic template or foundation to which model properties are added. The model device N/w communication into five layers.

- 1-4 consider lower layer & mostly concern themselves with moving data around layer 5.
- The upper layer contain application of data
- Network operate to one basic principal pass on each layer & then passes the data on the next layer.

Simple N/w & Reference Model:





End system -

The PDA & computer in the example need a full protocol stack comprising the applⁿ layer transport layer & physical layer.

Intermediate system -

The internetworking unit do not necessarily need all of the layer.

Functions of each layer -

1) physical layer -

- a) conversion of a stream of the bits into a single
- b) Transform the signal back into a bit stream
- c) modulations of data on the carrier frequency & encryption

2) Datalink layer -

- 1) Accessing the medium
- 2) multiplexing diffⁿ data stream
- 3) correction of transmission error & synchronization.

3) Network layer -

- 1) Routing packet through N/w
- 2) establish a connection between two entities over many other intermediate system.
- 3) Addressing, routing, device location between different network.



4) Transport layer -

- 1) Establish an end-to-end communication
- 2) other important responsibility of this layer are quality of service flow & congestion control.

5) Application layer -

- 1) service location support for multihomed application adaptive appⁿ that can handle the large variable

c)

Signal propagation


like wired networks, wireless communication networks also have sender & receiver of signal.

However, in connection with signal propagation

- The movement of radio wave from a transmitter to a receiver when the wave travel from one point to another, they are like light waves, affected by different phenomenon.

Such as -

- 1) Fading
- 2) shadowing
- 3) reflection depending on density medium
- 4) scattering small obstacle
- 5) diffraction at edge



1) Fading -

- In wireless communication, fading is variation of authentication of signal with various variables.

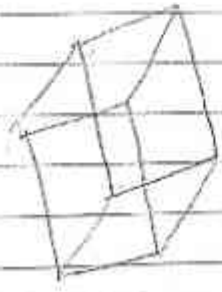




- Fluctuation of strength of signal received at

2) shadowing / Blocking :-

- extreme form of authentication is known as blocking or shadowing of radio signal.



E.g shadowing, street muck, wall tree.

- This happens due to large obstacle other sources of shadow are simple walls, a muck on street or trees.

3) Reflection.

- If object is large as compared to wavelength of signal

- For e.g huge building, mountains or surface of earth.

- The signal is reflected.

- The reflected signal is not strong as original, as object can absorb signal power.





Dr. J.J. Magdum College of Engineering, Jaysingpur.

Information Technology Department

Continuous Internal Evaluation (CIE) No.: 02

MARK SHEET

Class: SY (IT)

Sem.: I

Year: 2022-23

Subject: DSM

Date of Exam: 16/12/2022

Roll No.	Q. 1 Marks	Q. 2 Marks				Total Marks (Out of 20)
		1	2	3	4	
01	6	1	2	3	4	12
02	4	4	4	-	-	13
03	4	7	0	2	-	14
04	4	7	3	-	-	17
05	4	7	4	2	-	19
06	5	8	4	2	-	19
07	4	7	0	3	-	14
08	5	7	8	5	-	25
09	5	8	8	6	-	27
10	4	4	2	3	-	13
11	5	6	4	2	-	17
12	5	7	4	-	6	22
13	5	7	4	7	-	23
14	5	7	4	4	-	20
15	4	7	5	3	-	19
16	5	8	4	-	-	17
17	5	7	4	2	-	18
18	4	7	4	-	-	15
19	4	6	4	-	-	14
20	4	6	4	-	-	14
21	3	6	8	1	-	18
22	4	8	8	7	-	27
23	4	6	8	2	-	20
24	4	7	4	-	-	15
25	5	5	-	6	7	23
26	6	8	7	6	-	27
27	-	-	-	-	-	AB
28	4	6	4	1	-	15
29	5	7	4	4	-	20
30	5	7	0	-	6	18
31	4	8	4	-	6	22
32	-	-	-	-	-	AB
33	6	7	4	-	-	17
34	6	8	6	4	-	24
35	6	8	7	6	-	27
36	5	7	-	1	-	13
37	6	7	8	1	-	22
38	4	6	4	1	-	15
	5	7	-	-	-	12



Date: 07/12/2022

Class: TY II

Continuous Internal Evaluation-II (CIE-II) - Result Analysis (Year- 2022-23 SEM-I)

Sr. No	Subject Name	Total Strength	No. of Appeared Student	No. of Pass Student	Overall Passing %	No. of Fail Student	Name of Faculty	Action Taken
1	OS-I	77	74	69	93.24%	05	Prof. S. B. Holkar	Remedial classes will be arranged for failed students
2	DB	77	74	73	98.64%	01	Prof. P. A. Tamgave	Remedial classes will be arranged for failed students
3	CA	77	74	70	94.59%	04	Prof. J. T. Patil	Remedial classes will be arranged for failed students
4	HCI	77	73	65	89.04	08	Prof. S. S. Solapur	Remedial classes will be arranged for failed students
5	SP	77	73	67	92%	06	Prof. P. R. Dessai	Remedial classes will be arranged for failed students

Prof. P. A. Tamgave
Exam Co-ordinator



Prof. J. T. Patil
Academic Co-ordinator



Prof. R. A. Samadi
H.O.D.



Dr. J.J. Magdum Trust's (No. E/902)
 Department of Engineering, Jaysingpur
 Department of Information Technology

Document
 CIE-II Result Analysis

Class: BTECH IT

Continuous Internal Evaluation-II (CIE-II) - Result Analysis (Cur - 2022-23 SEM-I)

Date: 07/12/2022

Sr. No	Subject Name	Total Strength	No. of Appeared Student	No. of Pass Student	Overall Passing %	No. of Fail Student	Name of Faculty	Action Taken
1	DC	69	67	61	91%	05	Prof. P. A. Tamgave Prof. P. R. Patil	Remedial classes will be arranged for failed students
2	MC	69	67	63	94.03%	04	Prof. A. G. Chentke	Remedial classes will be arranged for failed students
3	ADS	69	66	58	87.87%	08	Prof. S. J. Chougule	Remedial classes will be arranged for failed student
4	DS	69	66	55	83.33%	11	Prof. S. J. Chougule	Remedial classes will be arranged for failed student

Prof. P. A. Tamgave
 Exam Co-ordinator

Prof. J. T. Patil
 Academic Co-ordinator



Prof. R. A. Sanadi
 HOD



Dr. J. J. Magdum College of Engineering, Jaysingpur.
 Department of Information Technology Engineering
 Continuous Internal Evaluation - I

Class: BTech
 Date: 02/09/2023

Year: 2022-23
 Time: 11.15 am to 12.15 pm

Sem: I
 Subject: ADS
 Max Marks: 30

		CO
1	Solve following MCQs (1 Mark Each)	
1	Which is one of the major important components of the relational database: a. Query execution b. Query process c. Query optimizer d. Query transaction	1
2	The system must create a query _____ plan before it can fully evaluate a query. a. Optimization b. Parser c. Translation d. Evaluation	1
3	To estimate the cost of the query _____, it is possible to determine the response time, i.e., the time it takes to execute the plan. a. Evaluation Time b. Query Time c. Plan Time d. Response Time	1
4	Relation Algebra is a procedural query language for _____. a. DBMS b. OLAP c. RDBMS d. All of the above	1
5	Using which language can a user request information from a database? a. Query b. Relational c. Structural d. Compiler	1
6	A relational database consists of a collection of _____. a. Tables b. Fields c. Records d. Keys	1
2.	Attempt any 3 (8 Marks Each)	
	A. Explain Query Processing and Optimization.	1
	B. Explain cost estimation for Sorting, Set operation.	1
	C. Explain Evaluation and Transformation of Expressions	1
	D. Explain in details types with example.	1



Dr. J. J. Magdum College of Engineering, Jaysingpur.

Department of Information Technology

Continuous Internal Evaluation - I

Year: 2023-24 Sem: I

Class: BTech IT

Subject: ADS

Max Marks: 30

Answer Key

Q. 1	SOLVE MCQS. (1 MARKS EACH)	Total												
	<table border="1"> <tr><td>1</td><td>b</td></tr> <tr><td>2</td><td>d</td></tr> <tr><td>3</td><td>d</td></tr> <tr><td>4</td><td>c</td></tr> <tr><td>5</td><td>a</td></tr> <tr><td>6</td><td>a</td></tr> </table>	1	b	2	d	3	d	4	c	5	a	6	a	6
1	b													
2	d													
3	d													
4	c													
5	a													
6	a													
Q. 2	1) Diagram-1M Explanation-7M	8												
	2) cost estimation for Sorting- 4M cost estimation for Set operation-4M	8												
	3) Evaluation -4M Transformation- 4M	8												
	4) Explanation of Structured data-8M	8												





Magdum College of Engineering, Jaysingpur.

Information Technology Department

Continuous Internal Evaluation (CIE) No.: 01

MARK SHEET

Class: B Tech (IT)

Sem.: I

Year: 2022-23

Subject: Advanced Database System

Date of Exam: 14/10/2022

Roll No	Q. 1 Marks	Q. 2 Marks				Total Marks (Out of 20)
		1	2	3	4	
01	6	7				13
02	4	6	3			13
03	6	2				8
04	6	2				8
05	6	4				10
06	6	6	7	2		21
07	6	7	6			19
08	6	5	6	5		22
09						0 AB
10	6	7	6	2		21
11	5	7	2			14
12						0 AB
13	6	6	7			19
14						0 AB
15	6	6	6	6		24
16	6	3	3			12
17	6	6	6			18
18	6	7	7	3		23
19	6	7	6	3		22
20	6	6	6	4		22
21	6	7	7	6		26
22	6	6	6		5	23
23						0 AB
24						0 AB
25	5	5	7		6	23
26	5	7	6			18
27	6	7			6	19
28	6	6	7		7	26
29	6	7	6		6	25
30	6	3	6		4	19
31	6	7	5	4		22
32	6	5	4		4	19
33	6	5	6			17
34	6	7	6		7	26
35	6	7	7		6	26
36	5	7	7		6	25
37	5	7	7		6	25



38	5	7	6	1		19
39	5	7	4	5		21
40	6	7	5	2		20
41	6	5	2	2		15
42	6	5		5		16
43	6	7	7	2		22
44	6	5		3		14
45	6	7	6	6		25
46	6	7	5		5	23
47	0	0	0	0	0	0
48	6	6	4		6	22
49	6	6	6		5	23
50	6	6			4	16
51	6	5		4		15
52	6	6				12
53	6	6	5		4	21
54	6	5			6	17
55	6	7	7	7		27
56	6	3	5			14
57	5	6	7	3		21
58						0 A.B
59	6	7	5	5		23
60	6	5	7			18
61						0 A.B
62	6	6		3		15
63	6	5	4		4	19
64	6	7	3	5		21
65	6	5	4		5	20
66	6	7	6	4		23
67	6	6	6		3	21
68	6	6	5	1		18
69	6	5	5	2		18

Name of Faculty: Ms. S. J. Chougale Signature of Faculty: [Signature]

Total Students Appeared: 62 Total Students Passed: 60 Total Students Failed: 02

Passing Percentage: 96.77 Failure Percentage: 3.33





Dr. J.J. Magdum Trust's (No. E/902)
Dr. J.J. Magdum College of Engineering, Jaysingpur
Department of Information Technology

Document
CIE-I Result Analysis

Class: SY IT

Continuous Internal Evaluation-I (CIE-I) - Result Analysis (Year- 2022-23 SEM-I)

Date: 21/10/2023

Sr. No	Subject Name	Total Strength	No. of Appeared Student	No. of Pass Student	Overall Passing %	No. of Fail Student	Name of Faculty	Action Taken
1	SFS	55	51	47	92.15%	04	Dr. D. B. Unde	Remedial classes will be arranged for failed students
2	DSM	55	51	48	94.11%	03	Prof. A.G. Chendke	Remedial classes will be arranged for failed students
3	DC	55	51	51	100%	---	Prof. S. B. Holkar	---
4	FEM	55	51	18	35%	33	Prof. S. A. Nardekar	Remedial classes will be arranged for failed students
5	DMIS	55	51	44	86.27%	7	Prof. S.S. Solapur	Remedial classes will be arranged for failed students



Prof. P. A. Tamgave
Exam Co-ordinator

Prof. J. I. Patil
Academic Co-ordinator

Prof. R. A. Sanadi
H.O.D.





Dr. J.J. Magdum Trust's (No. E/902)

Dr. J.J. Magdum College of Engineering, Jaysingpur
Department of Information Technology

Document

CIE-I Result Analysis

Class: TY II

Continuous Internal Evaluation-I (CIE-I) - Result Analysis (Year- 2022-23 SEM-I)

Sr. No	Subject Name	Total Strength	No. of Appeared Student	No. of Pass Student	Overall Passing %	No. of Fail Student	Name of Faculty	Action Taken
1	OS-I	77	73	72	98.63%	1	Prof. S. B. Holkar	Remedial classes will be arranged for failed students
2	DB	77	73	72	98.63%	1	Prof. P. A. Tamgave	Remedial classes will be arranged for failed students
3	CA	77	73	73	100%	----	Prof. J. T. Patil	----
4	HCI	77	73	64	87.67%	9	Prof. S. S. Solapure	Remedial classes will be arranged for failed students
5	SP	77	73	59	81%	19	Prof. S. A. Nardekar	Remedial classes will be arranged for failed students

Prof. P. A. Tamgave
Exam Co-ordinator

Prof. J. T. Patil

Academic Co-ordinator

Dr. J.J. Magdum College of Engg. Jaysingpur
Department of Information Technology



Prof. A. Samadi
H.O.D.



J.J. Magdum Trust's (No. E/902)
Dr. J.J. Magdum College of Engineering, Jaysingpur
Department of Information Technology

Document
CIE-I Result Analysis

Class: BTECH IT

Continuous Internal Evaluation-I (CIE-I) - Result Analysis (Year- 2022-23 SEM-I)

Sr. No	Subject Name	Total Strength	No. of Appeared Student	No. of Pass Student	Overall Passing %	No. of Fail Student	Name of Faculty	Action Taken
1	DC	69	65	53	81.53%	12	Prof. P. A. Tamgave Prof. P. R. Patil	Remedial classes will be arranged for failed students
2	MC	69	65	62	95.38%	03	Prof. A. G. Chendke	Remedial classes will be arranged for failed students
3	ADS	69	62	60	96.77%	02	Prof. S. J. Chougule	Remedial classes will be arranged for failed student
4	DS	69	61	61	100%	----	Prof. S. J. Chougule	-----

Prof. P. A. Tamgave
Exam Co-ordinator

Prof. J. T. Patil
Academic Co-ordinator

Prof. R. A. Sanadi
H.O.D



Dr. J. J. Magdum College of Engineering, Jaysingpur

Department of Information Technology

TERMINAL WORK - Computer Network

2022-23 (SEM-II)

Class: SY II

Roll no.	Soat No.	Student Name	Attendance (%)	Journal	Understanding (%)	Quiz	CSP Certificate (%)	Total	Sign
1	1696	ATHIRI PRADEEPTIM UMMAJI	2	8	5	4	0	18	[Signature]
2	1702	BHOSALE RAJVARDHAN VIJAY	2	8	5	4	0	19	[Signature]
3	1695	BHOSALE SAHIL ARVIND	2	8	5	2	0	17	[Signature]
4	1688	CHAVAN AKSHAY DAYANAND	2	8	5	2	0	17	[Signature]
5	1684	CHIKHIAKAR SURESH R SANDEEP	2	8	5	2	0	17	[Signature]
6	1705	CHOURGALKAR TANU BABA S O	2	8	5	3	0	18	[Signature]
7	1705	CHOURGALKAR VIJAY SHIVAJI	2	8	5	4	0	19	[Signature]
8	1706	DASAVI SWAPNIE ANANDA	2	8	5	4	0	19	[Signature]
9	1707	DHARSAI SAI CHANDRIP	3	8	5	3	3	22	[Signature]
10	1708	DENSHIMASE SURESH YASHI SHRIKANT	3	8	5	2	0	18	[Signature]
11	1709	DIVAKHATI ANIL R V ASHOK	2	8	5	4	0	19	[Signature]
12	1685	DODHIAH SAHIL VIJAY RAI	5	8	5	3	0	21	[Signature]
13	1689	DODHIAH VIJAY SURESH	3	8	5	3	0	19	[Signature]
14	1710	GADEBHOESKAR SAMUEL B	4	8	5	3	0	20	[Signature]
15	1686	GADEBHOESKAR YASHI ANAND	4	8	5	3	3	23	[Signature]
16	1711	GADEBHOESKAR YASHI ANAND	2	8	5	4	0	19	[Signature]
17	1712	GADEBHOESKAR YASHI ANAND	2	8	5	4	0	19	[Signature]
18	1627	GADEBHOESKAR YASHI ANAND	3	8	5	4	0	20	[Signature]
19	1713	GADEBHOESKAR YASHI ANAND	3	8	5	4	0	20	[Signature]
20	1704	GADEBHOESKAR YASHI ANAND	3	8	5	4	0	20	[Signature]



21	1715	HULWAN SHANTANU JAYDEEP	3	6	5	4	0	20	Pratap
22	1716	*INDALKAR ANTARI SHIVAJI	2	8	5	4	0	19	
23	1717	INGOLE KAVIRAJ NAMDEO	2	8	5	3	0	18	Shivaji
24	1696	JADHAV SANKET SHIVAJI	2	8	5	3	3	21	
25	1690	JADHAV SHIVAM SANJAY	2	6	5	3	0	16	Suresh
26	1718	JARAG DNYANESHWAR SAMPAT	4	8	5	4	3	24	Pratap
27	1719	KAJI SAHIL SHABBIR	2	8	5	4	0	19	
28	1720	KALEL AVISHKAR BHARAT	2	8	5	4	0	19	Pratap
30	1721	KATKAR AYUSH EKNATH	2	8	5	4	0	19	
31	1691	KHADL PRATIK TANAJI	2	8	5	3	0	18	
32	1697	*KHALATE SAMIDHA PRAMOD	2	8	5	4	0	19	Shubho
33	1722	*KOLEKAR SAKSHI AJIT	3	8	5	4	3	23	Shubho
34	1723	KUNDEKAR BHARAT UTTAM	4	8	5	4	3	24	Pratap
35	1724	LANJEWAR PALASH NAGSEN	2	8	5	4	0	19	
36	1725	*LAKAR AMRUTA CHANDRAKANT	2	8	5	4	0	19	
37	1726	MAGDUM ABHISHIEK SHANKAR	4	8	5	3	3	23	Shubho
38	1727	*MANE AVANTIKA AJAY	5	8	5	3	3	24	A.A.Murug
39	1692	*MANE GOURI GANESH	4	8	5	3	0	20	
40	1682	MANE KIRAN VILAS	2	8	5	3	3	21	Pratap
41	1680	*MANE PRERANA ASHOK	2	8	5	3	0	18	Shubho
42	1728	*MANE SHREYA DINKAR	4	8	5	3	3	23	Pratap
43	1681	MANE UTKARSH DILIP	2	8	5	3	0	18	
44	1729	MOHITE SUYOG SUNIL	3	8	5	4	3	23	Suresh
45	1730	NIKAM MAHADEV PANDURANG	2	8	5	3	0	18	Shubho
46	1731	NILKANTH ANSHUL UMESH	2	8	5	4	0	19	Pratap
47	1732	*PATHAN SHAHIN HAKEEMASAB	2	8	5	4	0	19	Pratap
48	1698	PATIL ADITYA RAVSAHEB	2	8	5	3	0	18	
49	1733	*PATIL ARJU ASHOK	3	8	5	3	0	19	Pratap
50	1734	PATIL AVINASH PANDURANG	2	8	5	4	0	19	Pratap
51	1693	PATIL JINENDRA KAVINDRA	3	8	5	3	0	19	Pratap
52	1735	PATIL MAHESH CHANDRAKANT	3	8	5	0	3	19	Pratap

Dr. J. J. Magdum College of Engineering, Jaysingpur

Department of Information Technology

2022-23 (SEM-II)

TERMWORK -Machine Learning

Class : BTECH

Roll no.	Seat No.	Student Name	Attendance (5)	Journal	Understanding	Quiz		VAP Certificate or	Total (25)	Out of 50	Sign
						5	4				
1	6698	GAWAS AASHWINI RAGHOBA	1	8	5	4	3	21	41		
2	6709	KAMBLE SIYANG PRAFULA	2	8	5	3	3	21	42		
3	6721	MITHARE AKASH SURESH	0	8	5	4	0	17	33		
4	6688	NARDEKAR SURAJ JAYKUMAR	0	8	5	4	0	17	33		
5	6705	JAMADADE SHREYA ANIL	1	8	5	3	0	17	34		
6	6719	MANGLEKAR RUTUJA PRAKASH	1	8	5	3	3	20	40		
7	6722	MOHITE SAMRUDDHI SURESH	1	8	5	3	0	17	34		
8	6727	NIMBALKAR AISHWARYA PRAKASH	1	8	5	3	0	17	34		
9	6700	HIREMATH ADITYA NANDIKESHWAR	1	8	5	3	0	17	34		
10	6706	JARE PRASHANT LAXMAN	1	8	5	3	0	17	34		
11	6713	KUMBHAR OMKAR BAJIRAO	1	8	5	2	0	16	33		
12	6723	MOMIN MOHAMMAD RAASHID ALLAH	1	8	5	3	0	17	34		
13	6733	PATIL ROHIT LAXMAN	1	8	5	3	0	17	34		
14	6708	KAMBLE ATISH VIJAY	0	8	5	4	0	17	33		
15	10040	KHARE SURAJ RAVINDRA	1	8	5	4	0	18	35		
16	6716	MAHAMUNI SHREYAS SATISH	1	8	5	4	0	18	35		
17	6726	MULLA HAIDARAL TAJUDDIN	2	8	5	4	0	19	37		
18	6737	PAWAR ASHLESHA MADHUKAR	4	8	5	4	3	24	47		
19	6738	POTDAR DIPALI GAJANAN	0	8	5	4	3	20	40		
20	6740	RAJPUT GOURI ARUNSING	3	8	5	4	0	20	40		
21	6753	WAGH POONAM PRABHAKAR	3	8	5	4	3	23	46		

I.T. Dept.

Dr. J. J. Magdum College of Engineering, Jaysingpur



0579	0579	85
6747	6747	75
6739	6739	95
5729	5729	55
5752	5752	75
		85

UPARTE SANKET SUDHAKAR
 MULLA ANAN RIVAJ
 PUJARI RUSHIKANT

22	6690	BANDGAR SAVITA APPASO	1	8	5	3	0	17	34
23	6728	PATHAN MUSKAN ISAK	2	8	5	4	3	22	43
24	6729	PATIL DIVYARANI DATTATRAY	2	8	5	4	3	22	43
25	6742	RAWAL MANASI MAHESH	1	8	5	3	3	20	40
26	6697	GAVALI ANUSHKA ARUN	1	8	5	4	0	18	35
27	6707	KALE SHUBHAM DINESH	1	8	5	3	0	17	34
28	6720	MHAMULKAR SANIYA PANDURANG	2	8	5	2	0	16	32
29	6724	MORE ROHIT MARUTI	1	8	5	3	0	17	34
30	6689	BABAR YOGESHRI SHIVAJI	1	8	5	3	3	21	42
31	6711	KENJALE KEDAR DATTATRAY	1	8	5	4	0	18	35
32	6712	KHADE NAYAN NAVJEEVAN	1	8	5	4	0	18	35
33	6730	PATIL NIKITA BALKRISHNA	1	8	5	4	3	21	41
34	6693	CHAVAN POOJA TULSIDAS	1	8	5	4	0	18	35
35	6696	DHOLE AKSHATA YUVRAJ	4	8	5	4	0	18	35
36	6704	JAMADADE VRUSHALI TANAJI	5	7	5	4	3	24	47
37	6717	MANE PRJAKTA SHIVAJI	4	8	5	4	3	24	48
38	6692	CHAVAN GAYATRI SHASHIKANT	4	8	5	4	3	24	48
39	10039	JADHAV SHREYA SHRIKANT	3	8	5	4	3	24	47
40	6714	MAGDUM AKANKSHA SADASHIV	4	8	5	4	0	20	40
41	6715	MAGDUM ANIKET SADASHIV	2	8	5	4	0	21	41
42	6702	JADHAV SHRAVAN ASHOK	2	8	5	4	3	22	44
43	6710	KANADE AMRUT ANANDA	0	8	5	4	3	22	43
44	6718	MANE SANDESH UTTAM	1	8	5	3	0	16	32
45	6748	SHELAKE ASHWAGANDHA MOHAN	0	8	5	3	3	20	40
46	6699	GURAV PRAJWAL MAHADEV	4	8	5	3	0	16	32
47	6744	SANKPAL GOURANK PRASHANT	1	8	5	3	3	23	46
48	6731	PATIL PRAJAKTA CHANDRAKANT	1	8	5	3	3	20	40
49	6732	PATIL PRAVIN PRALHAD	2	8	5	3	3	20	40
50	6701	HUKKARI SHRINATH RAJKUMAR	2	8	5	3	3	21	42
51	6741	RASAL ABHISHEK SANJAY	2	8	5	3	3	21	42
52	6694	DESAI RAHUL SHIVAJI	0	8	5	3	3	20	40



53	6752	UPARATE SANKET SUDHAKAR	2	8	5	3	3	21	42
54	6725	MULLA AMAN RIYAJ	1	8	5	4	3	21	41
55	6739	PUJARI RUSHIKESH PRAKASH	1	8	5	4	3	21	41
56	6747	SHAIKH JUNED JAHANGIR	1	8	5	4	3	21	41
57	6750	SHIRDHANE CHIDANAND EKNATH	1	8	5	4	0	18	35
58	6736	PATIL SUSHANT VASABTRAO	0	8	5	4	3	21	41
59	6695	DHAVALE POOJA YASHWANTRAO	1	8	5	1	0	14	28
60	6703	JADHAV SNEHAL DATTATRAY	1	8	5	3	3	20	40
62	6734	PATIL SAJESH SHEKHAR	0	8	5	3	0	17	34
63	6735	PATIL SHRIDHAR SURESH	1	8	5	3	3	19	38
64	6749	SHINTRE GOURAV GIRISH	1	8	5	2	3	19	39
65	6751	SUTAR SWAPNIL SATISH	1	8	5	2	0	16	33
66	6691	BHOSALE OMKAR SHIVAJI	1	8	5	2	3	19	39
67	6743	REVANNA PRATIK SACHIN	0	8	5	2	0	16	33
68	6745	SARNOBAT PRAJWAL KRUSHNAT	1	8	5	2	3	18	37
69	6746	SHAHAPURE RAJAT RAJENDRA	1	8	5	3	0	17	34

Prady

Subject Incharge

Prady

Exam Incharge

Prady

Academic Co-ordinator

Prady

HOD IT Department



Dr. J. J. Magdum College of Engineering, Jaysingpur
Department of Information Technology

Web Technology Internal Submission (2022-23) Set B - I

Class : BTECH IT

Roll no.	Seat No.	Student Name	Completion Of Journal		Understanding		Quiz		VAP/Courses /NETT, Course		Attendance	Total	Sign
			8 Marks	8 Marks	5 Marks	5 Marks	25 Marks	25 Marks	5 Marks	35 Marks			
1		GAWAS AASHWINI RAGHOBA	8	8	5	5	5	5	2	2	1	20	Ragho
2		KAMBLE SIYANG PRAJULLA	8	8	4	4	5	5	2	2	3	22	Siya
3		MITHARE AKASH SURESH	8	8	4	4	5	5	2	2	0	19	Akash
4		NARDEKAR SURAJ JAYKUMAR	8	8	4	4	5	5	2	2	1	20	Suraj
5		JAMADADE SHIREYA ANIL	8	8	4	4	5	5	2	2	1	20	Shireya
6		MANGLEKAR RUTUJA PRAKASH	8	8	4	4	5	5	2	2	3	20	Rutuja
7		MOHITE SAMRUDDHISURESH	8	8	4	4	5	5	2	2	2	23	Samruddhi
8		NIMBALKAR AISHWARYA PRAKASH	8	8	3	3	5	5	2	2	1	21	Aishwarya
9		HIRENATH ADITYA NENDIKESHWAR	8	8	4	4	5	5	2	2	0	19	Aditya
10		JARE PRASHANT LAXMAN	8	8	5	5	5	5	2	2	2	22	Prashant
11		KUMBHAR OMKAR BAIKAO	8	8	5	5	5	5	2	2	2	20	Omkar
12		MOMIN MOHAMMAD RAASHID ALLAHBAKSH	8	8	5	5	5	5	0	0	1	14	Mohammad
13		PATIL ROHIT LAXMAN	8	8	5	5	5	5	2	2	1	21	Rohit
14		KAMBLE ATISH VIJAY	8	8	4	4	5	5	2	2	0	19	Atish
15		KHARE SURAJ RAVINDRA	8	8	4	4	5	5	2	2	4	23	Suraj
16		MAHAMUNI SHREYAS SATISH	8	8	5	5	5	5	2	2	3	23	Shreyas
17		MULLA HAIDARALI TALJIDIN	8	8	5	5	5	5	2	2	1	21	Haiderali
18		PAWAR ASHLESHA MADHUKAR	8	8	4	4	5	5	2	2	5	24	Ashlesha
19		POTDAR DIPALI GAJARAN	8	8	5	5	5	5	2	2	4	24	Dipali
20		RAJPUT GOLJI ARJUNING	8	8	4	4	5	5	2	2	3	22	Golji
21		WAGH POONAM PRASHAKAR	8	8	4	4	5	5	2	2	5	24	Poonam
22		BIANDGAR SAVITA APPASO	8	8	5	5	5	5	0	0	4	19	Savita

Dr. J. J. Magdum
 I.T. Dept.
 College of Engineering, Jaysingpur

Dr. J. J. Magdum
 I.T. Dept.
 College of Engineering, Jaysingpur

43
95

complete? understand?

Sl. No.	Name	VAP	Attendance %	Remarks
23	PATHAN MUSKAN ISAK	0	21.42	Present
24	PATIL DIVYARANI DATTATRAY	2	22.44	
25	RAWAL MANAS MAHESH	2	20.40	Manas
26	GAVALI ANUSHKA ARUN	2	19.38	Present
27	KALE SHUBHAM DINESH	2	22.44	Siddhant
28	MHAMLIKAR SANIYA PANDURANG	2	18.36	Yash
29	MORE ROHIT NARUTI	2	22.44	Pranav
30	BABAR YOGESHSHIVAJI	0	23.46	
31	KENJALE KEDAR DATTATRAY	2	22.44	Subhrajit
32	KHADE NAYAN NAVJEEVAN	2	22.44	Nikhil
33	PATIL NIKITA BALKRISHNA	2	21.42	Pratik
34	CHAVAN POOJA TULSIDAS	2	24.48	Ravi
35	DHOLE AKSHATA YUVRAJ	2	24.48	Pratik
36	JAMADADE VRUSHALI TANAJI	2	24.48	Pratik
37	MANE PRIYAKTA SHIVAJI	2	24.48	Pratik
38	CHAVAN GAYATRI SHASHIKANT	2	24.48	Pratik
39	JADHAV SHREYA SHRIKANT	2	24.48	Pratik
40	MAGDUM ANIKET SADASHIV	2	24.48	Pratik
41	MAGDUM AKANKSHA SADASHIV	2	24.48	Pratik
42	JADHAV SHRIVAN ASHOK	2	24.48	Pratik
43	KANADE AMRUT ANANDA	2	24.48	Pratik
44	MANE SANDESH UTTAM	2	24.48	Pratik
45	SHELAKHE ASHWAGANDHA MOHAN	2	24.48	Pratik
46	GURAV PRAVVAL MAHADEV	2	24.48	Pratik
47	SANKPAL GOURANK PRASHANT	2	24.48	Pratik
48	PATIL PRAJAKTA CHANDRAKANT	2	24.48	Pratik
49	PATIL PRAVIN PRALHAD	2	24.48	Pratik
50	HUKKERI SHRINATH RAJUMAR	2	24.48	Pratik
51	IRASAI ABHISHEK SANJAY	2	24.48	Pratik
52	DESAI RAHUL SHIVAJI	2	24.48	Pratik
53	UPARATE SANKET SUDHAKAR	2	24.48	Pratik
54	MULLA ANAN RYAJ	2	24.48	Pratik
55	PUJARI BUSHMESH PRAKASHI	2	24.48	Pratik



	9420	VAP	att...						
56									
57									
58									
59									
60									
61									
62									
63									
64									
65									
66									
67									
68									
69									

Ratni
Subject Incharge

Ratni
Academic Co-ordinator

Ratni
HOD of Department

Ratni
Exam Incharge



List of Experiments

One Year Back
 Last semester management & Operational Research
 No. 2022/23

Sl. No.	Name of Experiments	Name of Experiments Published / Study Type
1	Case studies on Consultant activities	
2	Market segmentation	
3	MIS	
4	Office communication	
5	Line balancing	
6	Assignment & transportation & network flow problems	
7	Assignment or transportation problems	
8	Assignment or sequencing problems, PERT/CPM network development	

FACULTY

H.O.D.

PRINCIPAL

List of Experiments

One Year Back
 Last Year
 Industrial Automation & Robotics
 No. 2022/23

Sl. No.	Name of Experiments	Name of Experiments Published / Study Type
1	Case studies on PLC, VFD, and inverters	
2	Study of soft delivery system and robot motion in suspended assembly	
3	Study of robot end effector & gripper	
4	Robot programming exercises using various commands of robot	
5	Demonstration of robot basic configuration	
6	Industrial visit	Visit report Observation & reports

FACULTY

H.O.D.

PRINCIPAL



Assessment marks of Manufacturing engineering of CIE I held on 15/10/2022											
Roll no.	Que. A						Que. B				Total Marks out of 30
	1	2	3	4	5	6	1	2	3	4	
1	1	1	1	1	1	1		6	4	6	22
2	1	1	1	1	1	1	6	6	4		22
3	1	1	1	1	1	1	3	6	4		20
4	1	1	1	1	1	1			4	7	17
5	1	1	1	1	1	1	6	5		7	24
6	0	0	0	0	0	0					0
7	1	1	1	1	1	1		6	4	4	20
8	1	1	1	1	1	1		4		6	16
9	1	1	1	1	1	1	5		4	5	20
10	1	1	1	1	1	1		5	4	4	19
11	1	1	1	1	1	1	5	5		5	21
12	1	1	1	1	1	1		4	5	4	19
13	1	1	1	1	1	1		5	4	7	22
14	1	1	1	1	1	1	6		7	7	26
15	1	1	1	1	1	1		3	4	4	17
16	1	1	1	1	1	1		5		4	15
17	0	0	0	0	0	0	3	4	3		10
18	0	0	0	0	0	0	3	4	4		11
19	0	0	0	0	0	0	3	4	4		11
20	0	0	0	0	0	0	3	3	4		10
21	1	1	1	1	1	1	5	5	5		21



Signature of Faculty

Assessment marks of Manufacturing engineering of CIE II held on 03/12/2022											
Roll no.	Que. A						Que. B				Total Marks out of 30
	1	2	3	4	5	6	1	2	3	4	
1	1	1	1	1	1	1	3	4	2		15
2	1	1	1	1	1	1					6
3	1	1	1	1	1	1	2	2		7	17
4	1	1	1	1	1	1		5		8	19
5	1	1	1	1	1	1	5	5		8	24
6	1	1	1	1	1	1	3	3		7	19
7	1	1	1	1	1	1	4	3	5		18
8	1	1	1	1	1	1	5		3	7	21
9	1	1	1	1	1	1	4	4		7	21
10	1	1	1	1	1	1		5		7	18
11	1	1	1	1	0	1	5	5		8	23
12	1	1	1	1	1	1	4	3			13
13	1	1	1	1	1	1	6	4		8	24
14	1	1	1	1	1	1	7	7		8	28
15	1	1	1	1	1	1	4	4	4		18
16	1	1	1	1	1	1	2	5		7	20
17	1	1	1	1	1	1	4	4	4		18
18	1	1	1	1	1	1	2	4	4		18
19	1	1	1	1	1	1	3	5	4		18
20	1	1	1	1	1	1	2	4	4		16

21

No



Signature of Faculty

Seminar Evaluation Scheme

Topic: Artificial Intelligence
 Date: 10/11/2023
 Name: ...

Sl. No.	Criteria	Max. Marks		Assigned Marks
		For 10 Marks	For 20 Marks	
1	Introduction of topic (Clear, Concise)	2	4	2
2	Definition of topic (Clear, Concise)	2	4	2
3	Explanation of topic (Clear, Concise)	2	4	2
4	Importance of topic (Clear, Concise)	2	4	2
5	Conclusion (Clear, Concise)	2	4	2
6	Overall Presentation	2	4	2

Sl. No.	Criteria	Max. Marks		Assigned Marks
		For 10 Marks	For 20 Marks	
1	Introduction of topic (Clear, Concise)	2	4	2
2	Definition of topic (Clear, Concise)	2	4	2
3	Explanation of topic (Clear, Concise)	2	4	2
4	Importance of topic (Clear, Concise)	2	4	2
5	Conclusion (Clear, Concise)	2	4	2
6	Overall Presentation	2	4	2

Sl. No.	Criteria	Max. Marks		Assigned Marks
		For 10 Marks	For 20 Marks	
1	Introduction of topic (Clear, Concise)	2	4	2
2	Definition of topic (Clear, Concise)	2	4	2
3	Explanation of topic (Clear, Concise)	2	4	2
4	Importance of topic (Clear, Concise)	2	4	2
5	Conclusion (Clear, Concise)	2	4	2
6	Overall Presentation	2	4	2

Total Marks: 60
 Date: 10/11/2023

10	20	30
----	----	----

Seminar Evaluation Scheme

Topic: Artificial Intelligence
 Date: 10/11/2023
 Name: ...

Sl. No.	Criteria	Max. Marks		Assigned Marks
		For 10 Marks	For 20 Marks	
1	Introduction of topic (Clear, Concise)	2	4	2
2	Definition of topic (Clear, Concise)	2	4	2
3	Explanation of topic (Clear, Concise)	2	4	2
4	Importance of topic (Clear, Concise)	2	4	2
5	Conclusion (Clear, Concise)	2	4	2
6	Overall Presentation	2	4	2

Sl. No.	Criteria	Max. Marks		Assigned Marks
		For 10 Marks	For 20 Marks	
1	Introduction of topic (Clear, Concise)	2	4	2
2	Definition of topic (Clear, Concise)	2	4	2
3	Explanation of topic (Clear, Concise)	2	4	2
4	Importance of topic (Clear, Concise)	2	4	2
5	Conclusion (Clear, Concise)	2	4	2
6	Overall Presentation	2	4	2

Sl. No.	Criteria	Max. Marks		Assigned Marks
		For 10 Marks	For 20 Marks	
1	Introduction of topic (Clear, Concise)	2	4	2
2	Definition of topic (Clear, Concise)	2	4	2
3	Explanation of topic (Clear, Concise)	2	4	2
4	Importance of topic (Clear, Concise)	2	4	2
5	Conclusion (Clear, Concise)	2	4	2
6	Overall Presentation	2	4	2

Total Marks: 60
 Date: 10/11/2023

10	20	30
----	----	----





Dr. J. J. Magdum Trust's
Dr. J. J. Magdum College of Engineering, Jay Angpur,
Department of Civil Engineering

Summary of CIE

AY 2022-23 SEM I

Sr. No.	Description	Date	Class
1.	CIE I	14/10/2022 to 15/10/2022	B.tech, TY, SY
2.	CIE II	02/12/2022 to 03/12/2022	B.tech, TY
3.	CIE I	16/12/2022 to 17/12/2022	SY





Dr. J. J. Magdum Trust's (No. E/902)

Dr. J. J. Magdum College of Engineering, Jaysingpur

Department of Civil Engineering

CIE I Marks

Class- T.Y A

Roll NO	Name Of Student	WRE I	DSS	EE I	OE- WM	GT
1	ZORENGPLIA LIANTUJANG	28	25	30	28	26
2	CHOUHDHARI HIRAJI SHAIKH	20	11	20	23	22
3	MAGAWAN JEEVERIYA RAJIK	29	28	30	27	27
4	KAMBLE PRATHAMESH MOHAN	26	29	30	24	27
5	BYELLE SOMANATH DEVENDRA	17	26	30	25	28
6	GAONKAR AARTI APPU	25	24	30	25	28
7	MANE SOURABH RAJU	13	8	28	3	22
8	SALUNKHE VAIBHAV ANIL	18	20	30	5	25
9	NIRMALE UTKARSH BALASAHEB	23	20	24	19	23
10	AWALE ROHIT SANJAY	9	6	20	3	20
11	KOTHAVALE TUSHAR	11	18	0	5	18
12	SWAMI AMOL MILIND	6	6	0	4	15
13			0	0	0	0
14	NAGARGOJE TANAJI SHRIKANT	12	17	18	1	21
15	KADU RUKHSAR JAMIL	15	9	24	15	19
16			0	0	0	0
17	DABADE SWAPNIL BABURAO	13	6	19	0	24
18	KOSHITI SOURABH sunilkumar	14	11	20	11	15
19	KAMBLE SHUBHAM VIKAS	14	10	16	3	13
20			0	0	0	0
21	VANMORE MAHANTESH SUNIL	5	5	8	6	6
22	KAMBLE HARSHAD SHRIKANT	5	5	18	3	8
23			0	0	0	0
24	PATIL PRANIT RAVINDRA	17	15	29	22	16
25	CHOUGULE SOURABH	17	14	30	8	25
26	MANE OMKAR ASHOK	21	12	28	5	25
27			0	0	0	0
28			0	0	0	0
29			6	24	19	21
30	KINNINGE PRAJWAL RAGHOBA	17	13	28	12	25
31	KOLAP RAJ RATNA MAWENDRA	13	6	7	4	13
32			0	0	0	0
33	DAYMA BHAGYASHRI RAMESH	16	4	18	17	20
34	KARANDE MOHINI SHANKAR	17	10	17	20	12
35	KARANDE KISHAN ARUN	7	10	21	9	12
36	DHANA VADE PRAVIN P	5	0	0	0	0
37	PATIL NARAYAN C	17	9	0	18	20
38	SANKPAL SUMIT ASHOK	5	10	22	6	19
39	POL MANSI SUDHAKAR	15	0		0	0
40	CHOUGULE AKHILESH BHAUSO	7	11	23	9	7
41	PATIL ANIKET ANANDRAO	6	0	0	3	0
42	MOKALE SARVESH SATISH	3	11	4	5	10
43	PAKHALI SAAD RAJMAHAMMAD	8	13	5	9	18
44	CHAVAN SAURABH S	8	12	5	5	18
45	KULKARNI JEEVAN JAGDISH	8	14	14	13	20
46	JAMADAR HAJAJAMAD S	9	15	5	5	20
47	LAMBU VRUSHAB ANIL	9	16	3	7	11
48	MANE SANKET SANJAY	12	17	3	3	21
49	MOHITE VIKRAMSINI SHIVAJI	12	17	3	0	20

Total Students	49	49	49	49	49
Passing Percentage	67	69	79	39	93
No. of Students Present	39	39	38	38	40
No. of Students Pass	26	27	30	15	37
No. of Students Fail	13	12	8	23	3





Dr. J. J. Magdum Trust's (No. E/902)

Dr. J. J. Magdum College of Engineering, Jaysingpur

Department of Civil Engineering

CIE-I Marks Class-S.Y

Roll NO	Name of Student	M III	SUR I	FM I	SOM	BCM
1	INGALE PRATHMESH DHAN	21	13	20	21	17
2	JADHAV PRANAV UMESH	22	12	17	19	13
3	KUMBHAR NIKITA BHIMAPPA					
4	LAMBE RAJNATH SUBHASH	19	9	19	23	13
5	NIPANIKAR SHREYAS SHRJI	22	17	19	24	18
6	PATIL ABHINANDAN BRAOS	22	21	25	31	32
7	VADAR RAJGURU RAMCHAI	15	5	15	22	15
8	ATHRAV KSHIRSAGAR	20	13	20	28	16
9	RITESH SANMUKH	15	14	19	28	14

Total Students	8	8	8	8	8	8
Passing Percentage	100	75	100	100	100	100
No. of Students Pass	8	8	8	8	8	8
No. of Students Fail	0	2	0	0	0	0





Dr. J. J. Magdum Trust's
Dr. J. J. Magdum College of Engineering; Jaysingpur.
Department of Civil Engineering

CIE II Result Analysis Sem I

2022-23

Sr No	Roll No.	Name of the Student	QSV	EQ	DCS I	TRE I	PE-SWM
1	1	BADAGHAR ABBASALI JAFARALI	12	19	24	14	22
2	2	BIRAJDAR SANGEETA SURESH		23			0
3	3	CHHACHWAI E SNEHA RAJKUMAR	18	24	30	26	19
4	4	DESAI ADITYA DADASO	18	24	18	26	23
5	5	DESAI ASAD NASIRHUSEN	6	20	18	24	6
6	6	DHARPAWAR PRADNYESH DIPAK	12	22	18	13	6
7	7	DHENGGE ONKAR BALKRISHNA	27	23	20	24	12
8	8	HARAGE SHIVAM PRAKASHI	11	21	18	25	20
9	9	JADHAV PRANATI PRAKASH	11	25	30	27	27
10	10	JADHAV SOPAN NANDKUMAR	11	18	22	16	25
11	11	JADHAV SURAT UMAR	5	12	18	10	6
12	12	JADHWAR ROSHNI ANGAD	27	21	24	25	25
13	13	JAGTAP KARUNA PRAKASH	12	26	30		23
14	14	JOYASHI SAYALI SANTOSH	6	16	6	24	7
15	15	KADGAONKAR ASHITOSH J	6	16	18	24	8
16	16	KAMBLE DEEKSHANT PRAVIN	6	15	18	18	12
17	17	KAMBLE NETRADEEP MOHAN	13	22	24	26	14
18	18	KAMBLE PRATHAMESH R	12	18	24	22	6
19	19	KENGAR RAJU GURAPPA	6	21	30	26	18
20	20	KHALUPIA SOHEL SHIKANDAR	5	15	18	16	6
21	21	KHARAT RAMESHWARI M	7	24	24	10	8
22	22	KHATIK AFSAR AKHTAR		21			0
23	23	KOSHIL VIRABHADRA SURESH	13	17	30	18	8
24	24	KROSSPATHAL JOE AZ B					0
25	25	LOKARE VINAYAK KRISHNA		24			0
26	26	MULLA AWAIS SALEEM	12	19	18	18	25
27	27	MULLA SHOJIB SHAKIL	7	14	18	18	7
28	28	MULLANI SAID RAMJAN	8	19	18	20	6
29	29	PATEL ABDUL HANNAN IRFAN	17	19	30	16	6
30	30	PATIL DHIRAJ TANAJI	14	21	20	16	14
31	31	PATOLE KOMAL SUDHASH	21	27	18		0
32	32	PAWAR TEJASHI NILANKARRAO	9	23	30	14	18
33	33	POWAR VIJAY SARJERAO	13	18	30	25	6
34	34	SANKPAL NISHANI PRAULTA	10	18	30	20	12
35	35	SHINDE BHAGYASHRI RAJENDRA	25	26	30	26	27
36	37	SONAVANE SHUBHAM SURYAKANT	12	22	30	25	0
37	38	SARWADE PRABHUL MAHESH	7	18	16	18	8
38	39	SURJAN KUMAR SURESH	12	18	16	20	6





Dr. J. J. Magdum Trust's
Dr. J. J. Magdum College of Engineering; Jaysingpur.

Department of Civil Engineering
2022-23

CIE II Result Analysis Sem I
Div. - B

Sr No	Roll No.	Name of the Student	QSV	EQ	DCS I	TRE I	PE-SWM
1	101	AMANNA ROHIT RAVINDRAN	8	14	30	22	16
2	102	AWALE MAYUR BHARAT	6	24	6	21	22
3	104	BHANDARE AARFI VIDAY	25	16	30	23	22
4	105	BIRADAR VISHNU DNYANESHWAR	15	15	30	23	22
5	106	CHAVAN SATYAJIT DATTATRAYA	29	7	30	17	22
6	108	CHOUGHIE ANMOL VIDAY	25	12	30	18	21
7	109	DESAI APOORV ATUL	25	8	30	18	23
8	110	DESAI MILIND POPAT	25	23	30	22	20
9	111	GADKAR VINAYAK DATTATRAYA	13	14	30	AB	AB
10	112	JAYDEKAR YOGESH Dhanraj	13	7	30	14	21
11	113	JINGALE SAGAR SUNIL	13	10	24	11	21
12	114	JAGADALE SUDHABHARAD	13	12	30	24	15
13	115	JAGADAP SONASEKHAR ANU	23	16	30	23	18
14	116	JAMDAR SWAPNE SUNIL	12	10	30	7	21
15	117	KALE PRANAV VIDAY	12	10	30	12	18
16	118	KHALIPHA MULLAJAMA DPAID A	22	9	30	5	21
17	120	KHANGURKAR CHINTAMAN ASHOK	21	12	30	22	21
18	121	KOTHELE MANHAR C.	19	13	24	18	20
19	122	MADANE ANKIT RAJU	13	23	30	AB	AB
20	123	MADANE UDAY SANTOSHI	4	5	30	8	16
21	124	MAGDUM SAMMED VINOD	12	11	30	8	22
22	125	MALI SHASHIKANT ANU	17	10	30	10	24
23	126	MANE POONAM SURESH	19	10	30	12	22
24	127	MANE VISHALI MAHESH	21	13	30	23	18
25	128	MEDSINGE SOURABHI RAJENDRA	26	10	30	11	21
26	129	MIRZA FUR USMAIL	25	14	30	27	22
27	130	MOMIN NAMRITA SHARIF	18	17	30	20	20
28	131	NAJAF MOJIB MUSTAF	24	12	30	20	24
29	133	NANGURKAR AYESHIM ANU ANU	22	16	30	25	24
30	134	PATIL PRADHNA SUDHAKAR	25	13	30	15	19
31	135	PATIL RAJESH NINDRAN	15	16	19	8	18
32	136	PATIL SOURAV SANJAY	15	6	30	7	22
33	137	RAUT DEANSHREE ANU ANU	27	17	30	21	20
34	138	RODE PRAKASH RAJARAM	24	10	30	16	21
35	139	SHAIKH ABUBAKAR ASLAM	22	14	30	16	23
36	140	SHINGARDE DEEPA ANU RAJESH	23	16	30	22	23
37	141	SOLOMIAKAR VIKAS SUDHAKAR	11	10	30	8	22
38	184	SURESH ANAND	11	11	11	15	18





Dr. J. J. Magdum Trust's

Dr. J. J. Magdum College of Engineering; Jaysingpur.

Department of Civil Engineering

CIE II Result Analysis Sem I

2022-23

Div. - A

Roll No.	Name of the Student	WRE I	EE I	DSS	OE	GTE I
1	ZORENGPUA LIANTLUANG	29	20	19	26	22
2	CHOUTHARI HIBRAJ BASHIR	15	17	16	23	4
3	MUJAWAR JUVERIYA RAFIK	26	18	23	29	19
4	KAMBI E. PRATHAMESH MOHAN	28	21	27	26	20
5	BYELLE SOMANATHI DEVENDRA	23	14	18	21	22
6	GADNAR AARTI APPU	21	14	28	25	21
7	MANE SOURABH RAJI	3	13	16	6	6
8	SALUNKHE VAIBHAV ANIL	18	19	14	27	19
9	NIRMALE UTKARSH BALASAMBI	14	12	18	13	12
10	AWALE ROHIT SANJAY	5	10	11	10	6
11	KOTHAVALE TUSHAR SHASHIKANT	4	12	16	13	11
12	SWAMI AMOL MILIND	AB	AB	AB	AB	AB
13	RAJPUT ABHILASH AJAY SINGH	AB	AB	AB	AB	AB
14	NAGARGOJE TANAJI SHRIKANT	AB	12	10	19	6
15	KADU RUKHSAR JAMIL	3	12	11	14	8
16	PATIL ANRITA SIKANDAR	7	13	13	11	3
17	DABADE SWAPNIL BABURAO	AB	11	14	20	12
18	KOSHTI SOURABH ANIL KUNAR	5	10	8	20	1
19	KAMBLE SHUBHAM VIKAS	1	AB	AB	AB	AB
20	JADHAV SANDEEP BHARAT	AB	AB	AB	AB	AB
21	VANMIRE MAHANTESH SUNIL	5	4	8	5	2
22	KAMBLE HARSHAD SHRIKANT	5	14	7	10	4
24	PATIL PRANIT RAVINDRA	18	11	26	18	10
25	CHOUKULE SOURABH RAJGONDA	18	15	24	17	19
26	MIANE OMKAR ASHOK	18	15	26	21	27
27	KATE PANKAJ VIKAS	AB	AB	AB	AB	AB
28	ULLAUBHARI NIKHIL SUNIL	AB	AB	AB	AB	AB
29	SHINDE ADESH SHRIMANT	16	13	15	16	9
30	KINNINGER PRADIP RAGHORA	16	15	15	17	16
31	KOLAP RAJ RATNA MAWENDRA	4	5	5	12	7
32	DAYMA BHAGYASHRI RAMESH	7	9	12	16	6
34	KARANDE MOHINI SHANKAR	11	9	14	22	6
35	KARANDE KISHAN ARUN	7	8	18	11	5
37	PATIL NARAYAN CHANDRAKANT	8	14	11	18	7
38	SANKPAT SUMIT ASHOK	AB	AB	AB	AB	AB
36	DEE SAKINI SURESH VAR	5	9	5	14	10
40	DEE SAKINI AKRISH BHAVINO	7	8	7	11	7





Dr. J. J. Magdum Trust's
Dr. J. J. Magdum College of Engineering; Jaysingpur.
Department of Civil Engineering

CIE II Result Analysis Sem I

2022-23 Div. - B

Roll No.	Name of the Student	WRE I	EE I	DSS	OE	GIE I
101	BAGADI SOURABH ARUN	8	14	8	5	20
102	PATIL DIGVIJAY KISHOR	16	8	11	3	27
103	KAMBLE MEGHA MESAPPA	7	14	9	5	28
104	PATIL SOURABH SURESH	18	14	9	3	25
105	PATIL DIGAMBAR SIDDHESHWAR		0	AB	0	
106	KALE RAKESH TANUJE	20	13	8	3	27
107	PATEL ZEESHAN JAMIEL	19	16	14	22	19
108	PATIL ANSHIKH BALASAMBH		0	0	0	
109	WAL. VEERAR YOGESH MOHANRAO	16	11	7	11	13
110	KAMBLE HILAS CHANDRAKANT	7	13	6	10	14
111	DHSAI URVISH RAJG.	14	13	8	0	17
112	MAGDUM NIKHIL RUPESH	15	14	13	15	19
114	PATIL PRANVI BALASAMBH	11	5	10	14	16
115	MAHESH PRAKASH ENAYALE	11	8	8	9	16
116	DURGADE RUTUJA VINAY	13	5	4	11	16
117	DURGADE MRUGULA RAVINDRA	14	8	7	6	18
118	ERANDOLE OMKAR SANJAY	19	12	17	19	16
120	DINDE RAVINDRA SURYAKANT	22	19	12	22	27
121	KAMBLE RUPESH BHARAT	14	13	6	5	27
123	PATIL AKASH GANESH	9	0	2	0	18
124	PATIL POOJA SAMBHAJ	13	13	7	22	16
125	MARVAL ATHARV BHARATIAJ	4	5	5	3	18
126	GURAV YASH JITENDRA	4	5	5	4	14
127	NADAF IMRAN ASLAM	3	5	4	6	18
128	PATIL SOURABH POPAT	13	14	6	6	23
129	HARALE RUTURAJ ANHOK	13	5	4	7	16
130	RHANDARE PRANVI PRAKASH	15	13	11	14	19
132	MULE VISHAL VIJAY	10	7	10	16	14
134	NAGARAVADI TOHID HABIB	AB		AB		
136	SHINDE MAKRAND MANSING	19	15	10	20	26
137	LAD SUJATA MANGRAH	17	12	14	14	22
138	NANDAVADENAR AMUDEET ADPAH	18	13	13	15	25
139	PATIL VAIBHAV SURBHASHI	12	5	9	22	17
141	REVADE SAKSHI SAMBHAJ	20	5	13	22	20
142	PATIL RUSHI USH BANSO	4	5	4	10	16
143	SAIKULIADANYA BALASAMBH	4	13	5	6	22
144	KAVYTHEKAR PARTH VITTHAL	AB		AB		
145						





Dr. J. J. Magdum Trust's (No. 2/902)

Dr. J. J. Magdum College of Engineering, Jaysingpur

Department of Civil Engineering

CIE I Marks

Class-S.V.

Sem I

2022-23

ROLL NO.	NAME OF STUDENT	MR	SUR I	CM I	SM	RCM
1	INDALE PRATHMESH DHANAJI	18	18	18	22	13
2	ADHAW PRINAV JYOTESH	12	12	10	22	18
3	SABYA RIYAZ DARYAVARDI	24	18	23	20	18
4	LAMBE RAJESH LALDHARI	5	5	10	0	15
5	NIKAMBAR SHIKETAS SHIKHANI	15	22	18	24	20
6	PATIL ADI BHASMAN BHASOD	24	22	22	10	26
7	VADARHAROURU HANDEHARAKA	19	24	12	22	22
8	WANE ARAT CHANDRANANT	27	21	25	30	23
9	SALVI AYESHA RAJESHKAR	30	23	20	30	27
10	KHAYATE SAMMED SANJAY	17	12	18	24	21
11	SANMUKH DEEPAK RITESH	10	11	22	30	21
12	KALIDHAR ADITYA SHANKAR	16	17	25	10	19
13	JOSHI SHRUTI SUNIL	16	18	15	22	18
14	BHOT VISHVAKSARAN	13	17	19	20	14
15	BHETAKI ROHAS NAGDEV	13	10	13	20	17
16	BADWAN MOHAMMED FAYED	30	24	24	10	21
17	BHADGAR BHANU RAJESHKAR	6	20	12	12	16
18	KAMBLE JINYANESHWAR	7	12	5	14	14
19	GURAV SURESH RAMRAJ	6	7	13	22	17
20	SHREY NARAYAN GOPAL	0	0	0	12	15
21	KATKAR SAKSHI SHRUTI	4	0	11	14	18
22	KALOTAD PRASHANTH PRASAD	13	12	13	17	16
23	REJWA VIRAJKUMHAR	2	12	10	22	10
24	CHOURALE ANKUR	22	12	11	10	19
25	WANE GOPIWAL GANESH	1	14	8	22	15
26	MASAL SANDEEP GORAKH	ND	11	16	16	22
27	SHIRDI PRADIP SUDHAKAR	7	11	12	20	12
28	PATEL SAHIVAN RAJENDR	6	5	6	10	18
29	KADE GOPIWAL RAJENDR	12	12	15	20	17
30	KANDERHARAKA BHARUCHA	10	11	14	12	15
31	KATE NISHA VIKAS	14	18	18	16	13
32	SHINDE PRANAVKUMHAR NANGKUMHAR	7	8	13	30	11
33	DEVYANI AYAN CHAVAN	14	15	15	21	16
34	DHOTARE ROHAN RAJARAM	3	0	6	20	0
35	GALINDE OMESH	18	18	18	14	18
36	KURUMBAR KARANBHAI	5	12	12	22	17
37	WANE PRAKASH VIJAY YALDAR	18	18	13	18	18
38	GADGAL SOHEL MILDARAK	18	18	13	18	18
39	PATIL SURBT VIJAY	18	18	18	18	18
40	MULLAN FAHIM Z YUNUS	18	18	18	18	18
41	NIKAMNDE SURAJ SANJAY	18	18	18	18	18
42	MELAM HASANUDDIN SALVAT	18	18	18	18	18
43	ELTAR SRINIVAS SUNIL	2	0	8	18	15
44	GAWALE SHRIDHAN SHIVAJI	18	18	18	18	18
45	PATEL SUDHAN SHIRDI	2	0	7	18	9
46	BHADGAR NEHAAN NAJU	13	18	18	18	18
47	GOJASE TEJASWRI ANIL	12	13	10	20	18
48	WADGE SHRIHAR DILCHAND	18	18	18	18	18
49	KAMBLE SWATI ASHOK	18	18	18	18	18
50	KUMAR SHREYAS KANWAL	18	18	18	18	18
51	KORWALE PRAKASH ANANDKUMHAR	6	8	7	20	7
52	BANDAT MANISH RAJESH	11	12	7	20	12
53	INDAP HARSHWAL JANAKISH	18	18	18	18	18
54	PATEL YASHVI SUDHANTH	2	0	3	20	12
55	GOYALE SHUBHAM ANIL	2	12	7	20	13
56	DEORFANT JAYASHRUTI ANAND	3	12	0	20	13
57	ERAWI DAYANIK BHARAT	4	12	3	20	15
58	TARDE SHUBHAM	13	12	0	20	18
59	JAYADWAR ANIL MADHUS	18	18	7	20	17
60	KORWALE SHRIHAR BAKASH	17	15	18	20	16
61	WANE ANANDKUMHAR KANWAL	18	18	17	20	20
62	GOJASE TEJASWRI ANIL	11	11	11	11	11
Total Students		18	18	18	18	17
Passing Percentage		34	72	58	98	69
No. of Students Fail		14	16	20	10	12





Dr. J. J. Magdum College of Engineering, Jaysingpur.

Department of Civil Engineering

Continuous Internal Evaluation - I

Class: TY Div:A and B Year: 2022-23 Sem: I Subject: Geotechnical Engineering I

Date: 15/10/2022

Time: 11:40 AM-12:40 PM

Max Marks: 30

	Solve following MCQs (1 Mark Each)	CO
1.	The ratio of the volume of air to the total volume is (a) Air content (b) Degree of saturation (c) Percentage air voids (d) Void ratio	1
2.	The water content at which soil changes from the liquid state to the plastic state is known as (a) Liquid Limit (b) Plastic Limit (c) Shrinkage Limit (d) None of the above	1
3.	Arrangement and state of aggregation of soil particles in soil mass is known as (a) Soil Structure (b) Soil Permeability (c) Soil Consistency (d) None of the above	1
4.	The sedimentation analysis is done with the help of _____ (a) Hydrometer and Pipette (b) Sieve (c) All of the mentioned (d) None of the mentioned	1
5.	Which of the following is the correct hydrometer reading equation? (a) $R = Rh' + Cm \pm CL - Cd$ (b) $R = Rh' + cm + CL - Cd$ (c) $R = Cm \pm Rm - Cd + CL$ (d) $R = Rh + Cm \pm Cd + CL$	1
6.	A particle-size distribution curve gives us an idea about _____ (a) Type of soil (b) Properties of soil (c) All of the mentioned (d) None of the mentioned	1
7.	Attempt any 3 (8 Marks Each)	
	a. Explain with sketch phase diagram for partially saturated soil and dry soil.	1
	b. Derive the relation for unit weight of partially saturated soil in terms of specific gravity, void ratio, degree of saturation and unit weight of water.	1
	c. Assuming cubical packing of spherical grains of uniform size. Determine voids ratio and porosity.	1
	d. A soil has liquid limit 22%, plastic limit 15%, flow index 12% and natural water content as 20%. Determine the plasticity Index, toughness index, liquidity index and relative consistency. An undisturbed sample of clay has volume 19.6 cu.cm and weight 19.2 gm. On oven drying the volume and weight of sample of clay observed 10.2 cu.cm and 19.2 gm respectively. Determine shrinkage limit and degree of shrinkage.	1
	e. Explain the Casagrande's plasticity chart used for soil classification.	1
	f. A natural soil deposit of soil has bulk unit weight of 16.8 KN/cu.m. at water content of 15%. How many liters of water will have to be added to 1 cu.mt of this soil to raise its water content to 25%. The sp gravity of soil is 2.67.	1





Dr. J. Magdum Trust's
Dr. J.J. Magdum College of Engineering, Jaysingpur
Department of Civil Engineering

Summary of CIE

AY 2022-23 SEM II

Sr. No.	Description	Date	Class
1	CIE I	09/03/2023 to 10/03/2023	SY, TY, B.Tech
2	CIE II	10/05/2023 to 11/05/2023	SY, TY, B.Tech





Dr. J. J. Magdum Trust's (No. E/902)

Dr. J. J. Magdum College of Engineering, Jaysingpur
Department of Civil Engineering

CIE – I Result (Sem – II A.Y. 2022-23) S.Y.

Roll No.	Name of Student	SUR II	FM II	SM	CT
1	INGALE PRATHMESH DHANAJI	12	11	8	12
2	JADHAV PRANAV UMESH	6	8	6	12
3	SABIYA RIYAZ DARYAVARDI	26	17	28	15
4	LAMBE RAJNATH SUBHASH			AB	
5	NIPANIKAR SHREYAS SHRIKANT	12	3	14	10
6	PATIL ABHINANDAN BHAOSO	23	16	22	19
7	VADAR RAJGURU RAMCHANDRA	7	14	6	8
8	MANE ARATI CHANDRAKANT	17	18	28	17
9	SALVI AYESHA RAJENDRA	8	15	30	17
10	KHAVATE SAMMED SANJAY	5	2	6	12
11	SANMUKH DEEPAK RITESH	8	11	20	10
12	KALEKAR ADITYA SHANKAR	4	13	10	8
13	JOSHI SHRUTI SUNIL	10	14	30	13
14	KHOT VISHWASAGAR	13	14	9	16
15	SHETAKE SUHAS NAMDEV	13	2	6	10
16	BAGWAN MOHAMMED JUNED	19	15	30	14
17	JAMADAR SAYMAA ASLAM			AB	
18	KAMBLE DNYANESHWAR	3	6	14	9
19	GURAV SHREE SANJAY	5	9	22	9
20	BAHETI HASMUKH GOPAL	5	6	14	8
21	KATAKAR SANJEEV MARUTI	13	7	6	7
22	KALGITAGI PRASAD APPASO	6	6	6	6
23	SHEJAL VISHWAMBHAR	6	9	6	6
24	CHOUGALE ANKET	12	6	8	5
25	MANE GOURAV GANESI	0	0	6	5
26	MASAL SANDIP GORAKH			AB	
27	BHISE PRATHMESH D			AB	
28	PATEL SALMAN TAHOODIN	2	10	8	10
29	ALASE GOURAV RAJGONDA	3	0	6	3
30	KANDKAR VIKAS GOVINDRAO	4	4	6	4
31	KATE NEHA VIKAS			AB	
32	SHINDE PRANAVRUMAR NANDKUMAR	6	9		12
33	DIVYANATHEE PUNJAB	20	15		12





Dr. J. J. Magdum Trust's (No. E/902)

Dr. J. J. Magdum College of Engineering, Jaysingpur
Department of Civil Engineering

CIE – I Result (Sem – II A.Y. 2022-23) 1.Y.(A)

Roll No.	Name of Student	GTE II	TOS	OE	EE II	EM
1	ZORENGPUIA LIAN TLUANG	22	24	28	30	20
2	CHOUDHARI JIBRALI BASHIR	16	14	0	19	6
3	MUJAWAR JUVERIYA RAJIK	20	18	18	30	20
4	KAMBLE PRATHAMESH MOHAN	20	24	29	27	19
5	BYELLE SOMANATHI DEVENDRA	Ab	0	19	0	0
6	GAONKAR AARTI APPI	20	15	19	19	17
7	MANE SOURABH RAJU	6	1	4	6	2
8	SALENKHE VAIBHAV ANIL	14	3	16	19	2
9	NIRMALE UTKARSHI BALASAHEB	6	10	8	13	3
10	AWALE ROHIT SANJAY	9	9	6	5	3
11	KOTHAVALI TUSHAR SHASHIKANT	13	2	9	10	0
12	SWAMI AMOL MILIND	Ab	0	0	0	0
13	NAGARGOJE TANAJI SHRIKANT	Ab	0	0	0	0
14	KADU RUKHSAR JAMIL	Ab	0	0	0	0
15	PATHAN ANISHA SIKANDAR	Ab	0	0	0	0
16	DABADE SWAPNIL BABURAO	Ab	0	0	0	0
17	KOSHTI SOURABH SUSHILKUMAR	Ab	0	0	0	0
18	KAMBLE SHUBHAM VIKAS	Ab	0	0	0	0
19	VANMORE MAHANTESH SUNIL	Ab	6	5	6	5
20	KAMBLE HARSHAD SHRIKANT	Ab	9	12	12	6
21	PATIL PRANIT RAVINDRA	19	9	7	9	7
22	CHOUGULE SOURABH RAJGONDA	16	6	6	15	3
23	MANG OMKAR ASHOK	6	6	9	19	4
24	KATE PANKAJ VIKAS	Ab	6	0	0	0
25	CHAUDHARI NIKHIL SUNIL	Ab	0	0	0	0
26	SHINDE ADESH SHRIMANT	9	8	7	10	6
27	RINNINGDE PRADIPAL NAGODBA	12	14	10	6	3
28	KUMAR ANURAG ANIL KUMAR					
29	DAYMA BHAGYASHRI RAMESH	15	9	12		
30	KADANE MOHINI SHANKAR	12	4	16		



**Dr. J. J. Magdum College of Engineering, Jaysingpur**
Department of Civil Engineering**CIE – I Result (Sem – II A.Y. 2022-23) T.Y.(B)**

Roll No.	Name of Student	GTE II	TOS	OE	EE II	EM
101	BAGADI SOURABH ARUN	3	3	12	2	8
102	PATIL DIGVIJAY KISHOR	2	3	3	3	10
103	KAMBLE MEGHA MESAPPA	14	6	18	5	20
104	PATIL SOURABH SURESH	1	2	12	4	12
105	PATIL DIGAMBAR SIDDHESHWAR	Ab	0		0	0
106	KALE RAKESH TANAJI	4	2	5	3	13
107	PATEL ZEESHAN JAMEEL	3	15	12	17	14
108	PATIL ASHISH BALASAHEB	Ab	0	0	0	0
109	WALAVKAR YOGESH MOHANRAO	15	8	14	15	10
110	KAMBLE TEJAS CHANDRAKANT	13	6	13	12	12
111	DESAI HRVISH RAHUL	Ab	0	0	5	0
112	MAGDUM NIKHIL KUMAR	12	12	15	21	12
113	PATIL PRANIT BALASAHEB	Ab	5	16	6	15
114	MAHESH PRAKASH INGAVALI	2	0	0	6	0
115	DURGADE RUTIJA VIVEK	6	12	5	5	15
116	DURGADE MRUDULA RAVINDRA	14	3	15	12	15
117	ERANDOLE OMKAR SANJAY	22	19	18	15	17
118	DINDE RAVINDRA SURYAKANT	Ab	0	0	0	0
119	KAMBLE RUPESH BHARAT	1	2	18	3	12
120	PATIL SANKET RAJGONDA	Ab	0	0	0	0
121	PATIL AKASH GANESH	12	3	0	18	6
122	PATHI POOJA SAMBHAJI	13	11	24	14	15
123	MARVAL ATHARV BHARATLAL	5	8	14	3	0
124	GURAV YASH JIJINDRA	5	0	12	3	5
125	NADAF IMRAN ASHAM	6	3	11	3	5
126	PATIL SOURABH POPAT	4	2	18		8
127						
128	KHANDARE PRANIKET PRAKASH	12	7	20	11	8
129	MULJEVISHAT VIDAY	12	5	18		12
130						





Dr. J. J. Magdum Trust's (No. E/902)

Dr. J. J. Magdum College of Engineering, Jaysingpur
Department of Civil Engineering

CTE – I Result (Sem – II A.Y. 2022-23)

B.Tech (A)

Roll No.	Name of Student	DCS II	WRE II	TRE II	ELE. II (ADCS)	ELE III (CP)
1	B. DAGHAR ABBASALI J. FARALI	17	20	21	15	20
2	B. RAJDAR SANGEETA SURESH	30	26	26	19	21
3	C. HACHWALE SNEHA R. JKUMAR	30	28	30	22	21
4	D. SALADITYA DATTA	30	27	30	20	13
5	DESAI ASAD NASIRHUSEN	18	25	14	19	16
6	DHARPAWAR PRADNYESH DIPAK	30	26	29	19	21
7	DHENGDE ONKAR BALKRISHNA	28	20	25	17	19
8	HARAGE SHIVAM PRAKASH	30	20	21	26	21
9	JADHAV PRANALI PRAKASH	30	30	30	21	26
10	JADHAV SOPAN NANDKUMAR	6	24	11	18	11
11	JADHAV SURAJ UMAJI	6	25	10	14	18
12	JADHWAR ROSHNI ANGAD	30	30	30	24	23
13	JAGTAP KARUNA PRAKASH	30	27	30	23	23
14	JOYASHI SAYALI SANTOSH	6	20	10	21	21
15	KADGAONKAR ASHITOSH JOTIBA	24	22	16	14	6
16	KAMBLE DEEKSHANT PRAVIN	Absent	Absent		AB	
17	KAMBLE NETRADEEP MOHAN	23	25	20	16	21
18	KAMBLE PRATHAMESH RAJENDRA	Absent	Absent		AB	
19	KENGAR RAJU GURAPPA	17	6	10	6	6
20	KHALIPHA SOHEI. SHIKANDAR	6	23	22	15	14
21	KHARAT RAMESHWARI MAHADEV	20	23	16	19	19
22	KHATIK AFSAR AKHTAR	28	24	24	17	19
23	KOSHTI VIRABHADRA SURESH	30	24	27	24	21
24	KROSSPATHI JOE AZ DEBARONA	Absent	Absent		AB	
25	KUMAR NARAYAN KISHOR	21	19	20	15	14
26	KUMAR NIKHIL KISHOR	Absent	Absent		AB	
27	M. ELAVARATHI SRIKANTH	Absent	21	10		





Dr. J. J. Magdum Trust's (No. E/902)

Dr. J. J. Magdum College of Engineering, Jaysingpur
Department of Civil Engineering

CIE – I Result (Sem – II A.Y. 2022-23) B.Tech (B)

Roll No.	Name of Student	DC 3 II	WRE II	TRE II	ELE. II (ADCS)	ELE III (CP)
101	AMANNA ROHIT RAVIKUMAR	15	17	10	5	15
102	AWALE MAYUR BHARAT	18	25	30	17	25
103	BHANDARE AARTI VIJAY	30	23	26	15	16
104	BIRADAR VISHNO DNYANESHWAR	29	24	19	12	23
105	CHAVAN SATYAJEET DATTATRAYA	29	23	10	7	19
106	CHOUUGULE ANMOL VIJAY	17	21	10	13	18
107	DESAI APDORV ADIL	17	21	10	5	21
108	DESAI MILIND POPAT	29	25	29	27	21
109	GADKAR VINAYAK DATTATRAY	Absent	Absent	AB	AB	
110	HATKAR YOGESH RAMRAJA	29	24	23	6	21
111	INGALE SAGAR SUNIL	29	23	10	7	18
112	JAGADALE NITIN BABURAO	29	23	10	6	21
113	JAGALAP SONAM BALASU	29	27	25	17	23
114	JAMDADI SWAPNIL SUNIL	10	20	10	5	14
115	KALE PRANAV VIJAY	17	21	10	5	14
116	KHALIPHA MUHAMMADZAIID AKHITARNAWAI	0	23	21	6	22
117	KHANGUTKAR CHINTAMANI ASHOK	28	21	12	7	22
118	KOTHALE MANTHAN CHANDRAKANT	26	21	20	6	22
119	MADANE ANHIT RAJU	23	20	21	15	18
120	MADANE UDAY SANJUSH	24	21	10	5	15
121	MADHUM SANJEEV VINOD	26	23	10	12	21
122	MADHUSHASHIKANT SUNIL	28	24	9	6	20
123	MANE POONAM SHUBH	26	24	16	14	20
124	MANE VRISHALI MANISH	23	23	17	12	20
125	MEDSONI HARIT MILIKAMENDRA	20	22	10	6	15
126	MIDZALU HASAN	17	22	19	8	19
127	MISHRA ANSHU KUMAR	26	21	20	12	21
128	MISHRA ANSHU KUMAR	26	21	20	12	21
129	NANGURI ABHIRAMA ANKUSH	20	23	9	6	20
130	PATE PRADIPRAJESH	24	22	10	12	21



CIE II Result Analysis 2022-23 Sem II

SY

Roll No.	Name of Student	CT	SM	FMII	SUR II
1	INGALE PRAHMESH DHANAJI	11	27	19	12
2	JADHAV PRANAV UMESH	13	25	17	8
3	SABIYA RIYAZ DARYAVARDI	14	30	29	12
4	LAMBE RAJNATH SUBHASH	1	18	6	4
5	NIPANIKAR SHREYAS SHRIKANT	11	18	7	12
6	PATIL ABHINANDAN BHASO	21	30	24	13
7	VADAR RAJGURU RAMCHANDRA	18	22	9	19
8	MANE ARATI CHANDRAKANT	18	30	25	13
9	SALVI AYESHA RAJENDRA	AB	AB	AB	AB
10	KHAVATE SAMMED SANJAY	13	16	5	0
11	SANMUKH DEEPAK RITESH	24	22	19	14
12	KALTEKAR ADITYA SHANKAR	16	30	18	12
13	JOSHI SHRUTI SUNIL	19	22	16	14
14	KHOT VISHWASAGAR	AB	AB	2	AB
15	SHETAKE SUTIAS NAMDEV	12	12	0	5
16	BAGWAN MOHAMMED JUNED	25	30	24	23
17	JAMADAR SAYMA ASLAM	AB	AB	AB	AB
18	KAMBLE DNYANESHWAR	12	12	14	6
19	GURAV SHREE SANJAY	12	14	12	6
20	BAHETI HASMUKH GOPAL	AB	AB	AB	AB
21	KATAKAR SANKET MARUTI	11	14	9	5
22	KALGUTAGI PRASAD APPASO	10	14	6	0
23	SHEJAL VISHWAMBHAR	13	15	13	8
24	CHOUGALE ANIKET	14	18	23	6
25	MANE GOURAV GANESH	6	12	5	6
26	MASAL SANDIP GORAKH	AB	AB	AB	AB
27	BHISE PRAHMESH D	5	12	8	8
28	PATEL SALMAN TAJUDDIN	7	30	12	12
29	ALASE GOURAV RAJGONDA	AB	AB	AB	AB
30	KANDEKARTANIS IBADULLAH	7	12	12	8
31	KATE NEHA VIKAS	AB	AB	AB	AB
32	HINDE PRANAVKUMAR NANDKUMAR	AB	AB	AB	AB
33	DIVYANI AMAR CHAVAN	22	28	16	12
34	DHOTARE RUHAN RAJKUMAR	AB	AB	AB	AB
35	GALINDE OMKAR	AB	AB	AB	AB
36	KURLIKAR KARANSHI	AB	AB	AB	AB
37	WALEKAR VIJAY VALLABH	AB	AB	AB	AB
38	GADHOMAL GURUJI ANAND	AB	AB	AB	AB
39	MULANI MADHAVSHI ANAND	AB	AB	AB	AB
40	SUTAR SARVESH SUNIL	19	14	16	12



CIE II Result Analysis 2022-23 Sem II

TY A

Roll No.	Name of Student	GT II	TOS	EM	EE II	OE
1	ZORENOPOLA LIANTI DAMU	10	26	28	24	20
2	CHOUHARI JIBRAIL BASHIR	5	13	8	17	15
3	MLJAWAR JUVERIYA RAFIK	28	24	21	20	14
4	KAMBLE PRATHAMESH MOHAN	22	22	20	27	28
5	HVELLE SOMANATH DEVENDRA	10	8	2	9	9
6	GAONEAR AARTI APPU	21	19	20	20	12
7	MANE SOURABHI RAJU	Ab	5	2	7	ABSENT
8	SALUNKHE VAIBHAV ANIL	16	8	6	18	12
9	NIRMALE UTKASH DALASAHEB	Ab	0	Ab	ABSENT	ABSENT
10	AWALE ROHIT SANJAY	6	5	2	4	3
11	KOTHAWALE TUSHAR SHASHIKANT	13	11	8	ABSENT	14
12	SWAMI AMOL MILIND	Ab	11	Ab	ABSENT	ABSENT
13	NACHARGOPE TANAJI SHRIKANT	Ab	0	Ab	ABSENT	ABSENT
14	KADU BIKRUMAR JAMH	Ab	0	Ab	ABSENT	ABSENT
15	PATHAN ANISHA SIKANDAR	Ab	0	Ab	ABSENT	ABSENT
16	DABADE SWAPNIL BABURAO	Ab	0	Ab	ABSENT	ABSENT
17	KOSHTI SURAJKISHAN SUNIL KUMAR	Ab	0	Ab	ABSENT	ABSENT
18	KAMBLE SHUBHAM VIKAS	Ab	0	Ab	ABSENT	ABSENT
19	VANMORE MAHANTESH SUNIL	Ab	0	Ab	ABSENT	ABSENT
20	KAMBLE HARSHAD SHRIKANT	6	2	2	0	2
21	PATE PRANIT BAVINDRA	9	8	10	18	20
22	CHOUKULE SOURABH RAJGONDA	12	9	12	15	6
23	MANE OMKAR ASHOK	19	5	12	25	12
24	KATE PANKAJ VIKAS	Ab	0	Ab	ABSENT	ABSENT
25	CHAUDHARI NIKHIL SUNIL	Ab	0	Ab	ABSENT	ABSENT
26	SHINDE ADESH SHRIMANT	14	11	10	19	20
27	KENNINGE PRAJWAL RAGHOBA	6	11	1	12	14
28	KOLAP RAJRATNA MAWENDRA	6	4	8	3	4
29	DAYMA BHAGYASHRI RAMESH	12	4	9	12	7
30	KARANDE MOHINI SHANKAR	Ab	0	Ab	ABSENT	ABSENT
31	KARANDE KISHAN ARUN	Ab	0	Ab	ABSENT	ABSENT
32	PATIL NARAYAN CHANDRAKANT	Ab	0	Ab	ABSENT	ABSENT
33	SANKPAL SHIBHIT ASHOK	Ab	0	Ab	ABSENT	ABSENT
34	INKE MANISH SUDHAKAR	9	5	5	20	16
35	CHOUKULE AKHILESH BHALSC	0	3	Ab	12	12
36	PATE ANIKET ANASHIRAO	Ab	0	Ab	ABSENT	ABSENT
37	MOYAL USARVESH SATEESH	8	6	1	5	3
38	PATIL SAAD RAJNABHAMMAJI	0	14	12	11	8
39	CHAVAN SAIRAJ SHANKAR SUDAS	0	10	8	3	1
40	KULKARNI JEEVAN RAJESH	7	5	1	5	1
41	JAMADAR RAJAHAMAD NASRUDDIN	6	8	4	1	6
42	MANE SANKET SANJAY	6	6	10	2	ABSENT
43	MOHITE VIKRAMSURI SHIVAJI	Ab	0	Ab	ABSENT	ABSENT
44	RAJPUT ABHIRAM VIKASRANG	Ab	0	Ab	ABSENT	ABSENT
45	LAWD YASHWANTH ANIL	Ab	0	Ab	ABSENT	ABSENT
	Total Appeared	25	45	25	25	24
	No. of Student Fail	10	27	14	16	11
	No. of Student Pass	16	8	6	13	13
	Passing %			24	52	



CIE II Result Analysis 2022-23 Sem II

B.Tech A

A Division

Roll No.	Name of Student	DCS II	WRE II	TRE II	CP
1	BADAGIAR ARBASALI JAFARALI	18	20	23	18
2	BIRAJDAR SANGEETA SURESH	18	20	30	19
3	CHHACHIWALE SNEHA RAJKUMAR	10	23	28	24
4	DESAI ADITYA DADASA	0	Absent	Absent	29
5	DESAI ASAD NASIRHUSEN	18	24	24	21
6	DHARPAWAR PRAADNYESH DIPAK	18	25	28	20
7	DHENGES UNKAR BALKRISHNA	18	24	28	19
8	HARAGE SHIVAM PRAKASH	18	20	22	19
9	JADHAV PRATUJALI PRAKASH	30	26	30	20
10	JADHAV SOPAN NANDKUMAR	0	Absent	Absent	Absent
11	JADHAV SURAJ UMAJI	18	16	13	15
12	ZADHWAR ROSHNI ANGAD	28	27	30	27
13	JASTAP KARBUNA PRAKASH	30	19	28	19
14	JOYASHI SAYALI SANTOSH	28	21	28	Absent
15	KADGI ANKAR ASHTOSHI JUTIRA	6	16	6	23
16	KAMBLE DEEKSHANT PRAVIN	12	12	19	16
17	KAMBLE NITRADDEP MOHAN	14	20	30	18
18	KAMBLE PRAHAMESH RAJENDRA	6	14	17	18
19	KENKAR RAJU GURAPPA	6	22	22	21
20	KHALIPIHA SOHIL SHIKANDAR	6	9	16	Absent
21	KHARAT RAMESHWARI MAHADEV	8	8	25	23
22	KHATK AFSAR AKHTAR	26	20	28	23
23	KONHTI VIRABHADRA SURESH	0	Absent	27	20
24	KROSSPATHAI JOE AZ BEIRARONA	18	20	21	19
25	LOKARE VINAYAK KRISHNA	6	20	18	19
26	MULLA AWAIS SALFEM	30	25	24	18
27	MULLA SHOAB SHAKIL	18	13	28	20
28	MULLANI SAHJ RAMJAN	0	20	20	11
29	PATIL ASHUTOSH HANMAN IREAN	6	17	21	19
30	PATIL DHIRAJ TANAJI	6	24	28	22
31	PATOLE KOMAL SUBHASH	6	22	28	21
32	PAWAR TEJASH SHANKARRAO	18	23	27	20
33	PAWAR VIJAY SAUREGAO	0	Absent	Absent	Absent
34	SANKPAL NISHANT PRAFULA	6	12	28	21
35	SHINDE BHAGYASHRI RAJENDRA	30	20	30	29
36	SUMBANE SHUBHAM SURYAKANT	18	20	26	17
37	SARWADE PRAFULLA MAHESH	18	17	24	16
38	DHAI P GIRISH SANJAY	30	16	12	9
39	AMETHAU MAHADEV MARUTI	30	10	27	8
40	CHHACHIWALE SUDASRIAN MAHADEV	18	12	6	6
41	CHHACHIWALE SUDASRIAN MAHADEV	0	10	6	6
42	CHHACHIWALE SUDASRIAN MAHADEV	18	2	6	6
43	CHHACHIWALE SUDASRIAN MAHADEV	30	11	6	5
44	SAWANT MAHESH BHASNO	18	Absent	8	6



CIE II Result Analysis 2022-23 Sem II

B.Tech A

B Division

Roll No.	Name of Student	DCS II	WRE II	TRE II	CP
101	AMANNA SOHIT RAVIRUMAR	16	4	22	9
102	AWALE MAYUR BHARAT		16	20	21
103	BHANDARE AARTI VIJAY	30	15	28	9
104	BIJADAR VISHNU DNYANESHWAR	30	15	15	14
105	CHIVAN SATYAJEET DATTARAJA	30	8	22	6
106	CHOURULE ANMOL VIJAY	18	8	15	Absent
107	DESAI APOORV AJIT	18	10	11	5
108	DESAI MILIND	30	14	16	13
109	GADEKAR VINAYAK DATTATRAY	26	13	17	9
110	GADEKAR YOUSUF ISMHAAN	22	14	15	11
111	GHOSALE SAGAR SUNIL	22	10	17	7
112	GHOSALE NITIN DADIBHAI	16	17	20	5
113	GOGAT SONALI DALAKO	18	16	26	13
114	JAMBADP SOMNIL SUNIL	20	15	20	5
115	KALE PRANAV VIJAY	30	14	22	5
116	KHALIQA MUHAMMADZAI AKHTARNAWAZ	18	14	20	11
117	KHANGUTKAR CHINTEJANHI ASHOK	28	11	19	8
118	KOTHARE MANOJAN CHANTRANSHU	30	5	19	5
119	MADANI ANIKET RAJU	30	13	8	5
120	MADANI UDAY SANTOSH	18	7	7	5
121	MAGDUM SAMMID VINOD	30	9	17	7
122	MALI SHASHIKANT ANIL	30	12	15	7
123	MANE POONAM SURESH		Absent	Absent	Absent
124	MANE VRUSHALI MAHESH	30	11	20	9
125	MEDSINGE SOURABH RAJENDRA	18	9	24	5
126	MIRZA FUA ISMAIL	30	14	25	16
127	MUGHIM NAMIRA SHARIF	30	13	23	14
128	NADAT MOJIB MUMIN	30	12	21	5
129	NANURU APURANA ANKASO	23	13	21	5
130	PAUL RAVINDRANATH PRANAV	30	8	20	11
131	PAUL RAJESH NINDRONGA	30	11	16	6
132	PAUL SOHRAV SATYAN	18	16	20	5
133	PAUL DHANANJALI RAJESH	23	16	22	10
134	PAUL PRANAV ANIL DNYANESH	30	7	30	11
135	SHARIF ABUBAKAR ALI SAJJAD	30	15	24	5
136	SHIRKAD DEVI ANANDI MANU	30	14	29	8
137	SHIRKAD DEVI ANANDI MANU	30	14	14	7
138	SHYAMSUNDESHI GURUJI MANJUNATH	30	4	15	6
139	THORAT SHRIHARSHALI	30	21	26	11
140	THORAT SHRIHARSHALI	30	14	29	10
141	THORAT SHRIHARSHALI	30	14	14	11
142	THORAT SHRIHARSHALI	18	11	8	6
143	THORAT SHRIHARSHALI	30	12	19	9
144	THORAT SHRIHARSHALI	0	Absent		



CIE II Result Analysis 2022-23 Sem II

B.Tech 8

B Division

Roll No.	Name of Student	DCS II	WRE II	TRE II	CP
101	AMANNA BHOIRAVIKUMAR	16	4	22	5
102	AWALE MAYUR DHARAT	Absent	16	20	21
103	BHANDARE AARTI VIJAY	30	15	28	9
104	BIRADAR VISHNU DNYANESHWAR	30	15	15	14
105	CHAVAN SAIYAJEET DATTATRAYA	30	8	22	6
106	CHOGULE ANMOL VIJAY	18	8	15	Absent
107	DESAI APOORV ATUL	18	10	11	5
108	DESAI MILIND POKHT	30	14	16	13
109	GADEKAR VINAYAK DATTATRAYA	28	13	17	9
110	GHATGE YOGESH RASHRASA	22	14	15	11
111	GHATGE SAQYESH RAJ	22	10	17	7
112	GADGAD E.PHLEN DASHRATH	18	17	28	5
113	GADGAD SONAM HANU ASD	18	16	28	13
114	JAMBHULE SWAPNE SHRIJIT	20	15	20	5
115	KALE PRANAV VIJAY	30	14	22	6
116	KHALIPIA MOHAMMADZAD AKHILARNAWAJ	18	14	20	11
117	KILANGI TEJAS CHINTAMANI ASHOK	28	11	19	6
118	KOCHHAR MANISHAN CHANDRABHANT	30	5	19	5
119	MADANI ANIKET RAJ	30	13	9	5
120	MADANI UDAY SANGESH	18	7	7	5
121	MADDUM SAMMIL VINOD	30	9	17	7
122	MALI BHASHIKANT ANIL	30	12	15	7
123	MANE POONAM SURESH	Absent	Absent	Absent	Absent
124	MANE YRUSALI MAHESH	30	11	20	9
125	MEDSINGE SOURABH RAJENDRA	18	9	24	5
126	MIRZ VIKRANTKANT	30	14	25	16
127	MOHIN NAKHRA SHARIF	30	13	23	14
128	MADAF MOHIN MOHIT	30	12	21	5
129	NARGURE APARANA ANV. SUD	23	13	21	5
130	BATEL PRAKASHBHORE PRASHANT	30	10	20	11
131	BATEL RAJESH MANMOHAN	30	11	16	6
132	BATEL SURESH SANJAY	18	16	20	5
133	BATEL CHANDRASEKHAR SHASHI	20	16	22	10
134	BODE PRANANILKANT RAJ	30	7	30	11
135	SHIRKAR HIRAKAR RAJESH	30	15	24	5
136	BRINGADE DIGNANSHU MANIK	30	14	28	8
137	SOLUNKAR MAHESHKANT RAJ	30	14	14	7
138	SHARMA ANSHU RAJESH	30	4	15	9
139	SHIRKAR ANSHU RAJESH	30	21	28	11
140	SHIRKAR ANSHU RAJESH	27	14	24	11
141	SHIRKAR ANSHU RAJESH	27	14	24	11
142	SHIRKAR ANSHU RAJESH	27	14	24	11
143	WAGHRE SAURABH RAJESH	30	12	10	5
144	WAGHRE SAURABH RAJESH	18	Absent	18	5



Dr. J .J. Magdum College of Engineering, Jaysingpur.

Department of Civil Engineering
Continuous Internal Evaluation - I

Class: SY

Year: 2022-23

Sem: II

Subject: Concrete Technology

Date: _____

Time: _____

Max Marks: 30

Solve following MCQs (1 Mark Each)		CO
1.	1. What is hydration of cement? a) Chemical reaction of cement with acid b) Chemical reaction of cement with water c) Chemical reaction of cement with base d) Chemical reaction of cement with salt, and acid	CO1
2.	As the hydration proceeds the deposits of hydrated products on the original cement grains makes the diffusion of water to unhydrated nucleus _____ a) Easy b) Very difficult c) Very easy d) Average	CO1
3.	The type of cement which contains admixtures which decreases wetting ability of cement grains a) Rapid hardening cement b) quick setting cement c) expanding cement d) hydrophobic cement	CO1
4.	The development of strength of cement and its fineness are : a) Directly proportional, b) indirectly proportional c) not related d) none of the above	CO1
5.	Vicat apparatus is used... a) fineness test b) consistency test c) soundness test d) none of the above	CO1
6.	The lime which has the property of setting in water is known as a) fat lime b) hydraulic lime c) hydrated lime d) quick lime	CO1
7.	Attempt any three (08 Marks Each)	CO1
	a. Enlist type of cement and explain any two.	CO1
	b. Enlist different test on cement and explain fineness of cement.	CO1
	c. Explain heat of hydration and bougies compound.	CO1
	d. Explain ingredients of cement.	CO1

